

INDEX

Sl. No.	Subject	Page Numbers
1.	Introduction	1
2.	Administrative set up	2-7
3.	Computerization of Transport Department	8-9
4.	Speed post, fancy numbers	9
5.	Control of transport vehicles (Karnataka State Transport Authority)	10
6.	South Zone Permit Scheme	10-11
7.	Enforcement	12
8.	Border check posts	12
9.	Motor accident claims tribunal	13
10.	Facilities for payment of tax	14-15
11.	Revenue and expenditure	15-16
12.	Revenue and expenditure of the department for the last 10 years	16
13.	Effective transport management initiative	16-17
14.	Innovative technology for effective transport management initiative	18-19
15.	Vehicular air and noise pollution and Awareness programmes for vehicle for control of air pollution.	19-20
16.	Electric vehicles charging stations in Bangalore City as on 31.03.2020	21-22
17.	Eco friendly alternative fuels in vehicles	23
18.	Effective enforcement activities for control of air and noise pollution	23
19.	Effective road safety management	23-24
20.	Driving schools	25
21.	Infrastructure development of the Transport Department (office buildings)	25
22.	Construction of driving tracks	25-27
23.	Information under right to information act	27
24.	Sakaala schemes	28
25.	Vehicle statistics	29-30
26.	The details of vehicle registration in Karnataka and Bangalore as 31.03.2020	31-32
27.	The details of vehicle registered in Karnataka and Bangalore during the year 2019-20.	33-34
28.	The details of total vehicle registered in Bangalore Metropolitan City as on 31-03-2019.	35
29.	The details of newly registered vehicle in Bangalore Metropolitan City during the year 2019-20	36
30.	The details of total vehicle registered in Bangalore Metropolitan City as on 31-03-2020.	37
31.	The details of month wise newly registred vehicle in RTO offices during the year 2019-20	38-104
32.	Regional Transport Office wise total vehicle registred as on 31.03.2020	105-106
33.	The details of Districtwise and Divisionwise vehicle registred as on 31.03.2019	107-112
34.	The details of Districtwise and Divisionwise total newly registred vehicle during the year 2019-20	113-118
35.	Districtwise vehicle registred as on 31.3.2020	119-123
36.	Divisonwise vehicle registred as on 31.3.2020	124
37.	The details of monthwise newly registered vehicle during the year 2019-20 in Karnataka.	125

38.	The details of monthwise newly registered vehicle during the year 2019-20 in Bangalore	126
39.	The details of districtwise vehicle registered in Karnataka 2011-12 to 2019-20	127
40.	The details of districtwise and categorywise total vehicles registered for the last nine years	128-157
41.	Category wise total vehicles registered for the last nine years in Karnataka.	158
42.	The details of vehicle registered from last 12 years (2007-08 to 2019-20) in Karnataka and Bangalore	159
43.	The details of more than 15 years old vehicles in Karnataka and Bangalore as on 31.03.2020	160
44.	Details of permits granted during the year 2019-20 and as on 31-03-2020 in Karnataka State	161-181
45.	Details of permits granted during the year 2019-20 and as on 31-03-2020 in Karnataka State (division wise)	182
46.	Details of driving licenses issued in Karnataka State during the year 2019-20	183-184
47.	Details of driving licenses issued in Karnataka State as on 31-03-2020	185-186
48.	The details of driving licence and conductor licence in Karnataka during the year 2019-20 and as on 31.03.2020	187
49.	Charts	188-190

TRANSPORT DEPARTMENT

ANNUAL REPORT OF TRANSPORT DEPARTMENT FOR THE YEAR 2019-20

1. INTRODUCTION

The Department of Transport was constituted by Government Order No.T6811:6865 RT :53-54:10 Dated 03-03-1955 vide Notification 4285-98 MV-23-56-57 Dated 27-08-1956. Then it was named as Motor Vehicles Department. Thereafter, the Department was re-named as TRANSPORT DEPARTMENT. The primary thrust areas of the Department are enforcement of Motor Vehicle Act and Rules and collection of Tax.

VISION, MISSION, OBJECTIVES AND FUNCTIONS :

VISION : To enable safe, eco-friendly and quality transport facilities to everyone.

MISSION: To provide a safe, aggregate, legal, eco-friendly transport services to the citizens of Karnataka, in view of overall development of the State.

OBJECTIVES

- Road Safety assurance.
- To reduce vehicular pollution.
- Improving the quality of services.
- Revenue Collections.
- Insertion and development of the basic infrastructure facilities and capacity building.

FUNCTIONS

- Registration of Vehicles.
- Collection of Motor Vehicles Taxes.
- Issue of Driving Licenses.
- Issue of permits to the transport vehicles.
- Implementation of Motor Vehicles Act and Rules.
- Awareness and Road safety related programs.
- Controlling pollution level of vehicles.
- Development and maintenance of Human Resource Development and Management.
- E-governance program for the better administration.

The Department is mainly responsible for regulation of the use of Motor Vehicles in the State and collection of tax on Motor Vehicles, Road Safety, Control of Air and Noise pollution in accordance with the provisions of the following Acts and Rules:

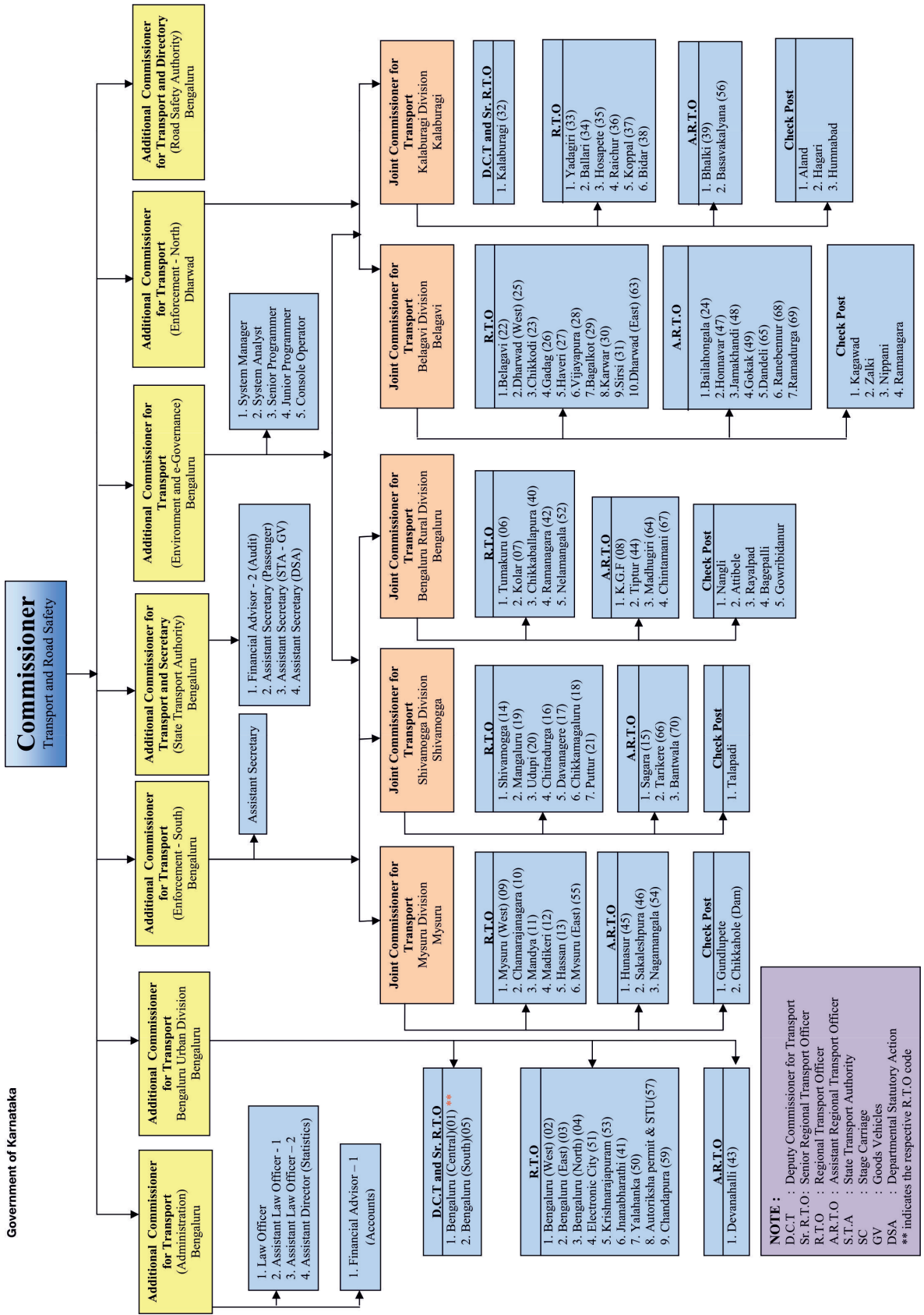
1. The Motor Vehicles Act 1988 (Central Act 59 of 1988)
2. Central Motor Vehicles Rules, 1989
3. The Karnataka Motor Vehicles Rules, 1989
4. The Karnataka Motor Vehicles Taxation Act 1957 (Karnataka Act 35 of 1957)

2.0 ADMINISTRATIVE SETUP

2.1 Commissioner for Transport and Road Safety is the head of the department and he is assisted by the following officers at the head quarters.

1. Additional Commissioner for Transport (Administration)
2. Additional Commissioner for Transport and Secretary, KSTA
3. Additional Commissioner for Transport (Enforcement South)
4. Additional Commissioner for Transport (Environment& E-Governance)
5. Legal Adviser
6. Financial Adviser(Accounts)-1
7. Financial Adviser(Audit)-2
8. Assistant Director of Statistics
9. Assistant Law Officers – 2
10. Assistant Secretaries - 4

Apart from the above, Additional Commissioner for Transport (Enforcement- North) is stationed at Dharwad and looks after the enforcement activities of the Belagavi and Kalaburgi Divisions.



2.2 Following offices are situated at Divisional, District, and sub-Divisional Levels and at border check posts:

Sl. No.	Division	DCT & Sr.RTO Offices	District Regional Transport Offices	Asst. Regional Transport Offices	Check Posts
01	ACT Bengaluru Urban	1.Bangalore (Central) (DCT & Sr. RTO) 2.Bangalore (South) (DCT & Sr. RTO)	1. Bangalore (West) 2. Bangalore (East) 3. Bangalore (North) 4. Krishnarajapuram 5. Electronic City 6. Yalahanka 7. Jnanabharathi 8. Chandapura 9. Autorickshaw permit & STUs	1. Devanahalli	
02	JCT Bengaluru Rural		1. Tumkur 2. Ramanagara 3. Kolar Kolar 4. Chikkaballaapur 5. Nelamangala	1. Tiptur 2. K.G.F. 3. Madhugiri 4. Chintamani	1. Attibele 2. Nangali 3. Bagepalli 4. Gowribidanur 5. Rayalpadu
03	JCT Mysore		1. Mysore(West) 2. Mysore(East) 3. Chamarajnagara 4. Mandya 5. Madikeri 6. Hassan	1. Hunasur 2. Nagamangala 3. Sakaleshapura	1. Gundlupete 2. Chikkahole Dam
04	JCT Shimoga		1. Shivamogga 2. Mangaluru 3. Udupi 4. Chitradurga 5. Davanagere 6. Chikkamagaluru 7. Puttur	1. Sagar 2. Tarikere 3. Bantwala	1. Talapady
05	JCT Belagavi		1. Belagavi 2. Dharwad (West) 3. Gadag 4. Haveri 5. Vijayapura 6. Bagalkot 7. Karwar 8. Chikkodi 9. Dharwad (East) 10. Sirsi	1. Bailahongala 2. Gokak 3. Dandeli 4. Jamakhandi 5. Honnavara 6. Ranibennuru 7. Ramadurga 8. Athani	1. Kagawada 2. Nippani 3. Zalki 4. Ramanagar (Anmod)
06	JCT Kalaburagi	1. Kalaburgi (DCT & Sr. RTO)	1. Bellary 2. Raichur 3. Koppala 4. Bidar 5. Yadagiri 6. Hospet	1. Bhalki 2. Basavakalyana	1. Aland 2. Hagari 3. Humnabad
	TOTAL	03	43	21	15

2.3 The Additional commissioner for transport Bangalore division and Joint Commissioners for Transport at other Divisions supervise and guide the DCT & Senior RTOs/ RTOs and ARTOs working in their jurisdiction. These officers frequently conduct cursory and surprise inspections of their subordinate offices. Further, they also function as Appellate Authorities in respect of Driving licenses, conductor licenses, registration of vehicles, renewal of registration certificates of Non-Transport Vehicles, renewal, suspension and cancellation of Fitness certificates of Transport Vehicles and Tax matters.

2.4 Sanctioned, working and vacant position in Transport Department as on 31-03-2020.

Sl.No	Name of the Post	Sanctioned	Working	Vacant
01	Commissioner for Transport	1	1	0
02	Presiding Officer	1	1	0
03	Additional Commissioner for Transport	7	7	0
04	Joint Commissioner for Transport (1 post- Devraj Urs Truck Terminal)	6	6	0
05	Deputy Commissioner for Transport & Senior RTO	3	2	1
06	Regional Transport Officer	47	42	5
07	Asst. Regional Transport Officer	103	8	95
08	Law Officer	1	1	0
09	Asst. Law Officer,	2	1	1
10	Asst. Director Statistics (Deputation Post)	1	1	0
11	Financial Advisor (Deputation post)	2	1	1
12	Accounts Officers (Deputation Post)	6	0	6
13	System Manager (Deputation post)	1	0	1
14	System Analyst (Deputation post)	2	0	2
15	Sr.Programmer (Deputation post)	2	0	2
16	Jr. Programmer (Deputation post)	7	0	7
17	Console Operator	2	1	1
18	HQA/ TTO / Asst. Secretary	15	14	1
19	Sr. Inspectors of Motor Vehicles	214	122	92
20	Inspectors of Motor Vehicles	430	129	301
21	Superintends	160	142	18
22	Account Suptdts., Deputation Post)	26	22	4
23	Asst. Statistical Officer (Deputation Post)	3	3	0
24	Accountants (Deputation Post)	36	18	18
25	Stenographers	49	29	20
26	First Division Assistants	436	291	145
27	Second Division Assistants	546	224	322
28	Typists	116	40	76
29	Drivers	165	95	70
30	Attenders / Process Servers/ Dafedars	31	11	20
31	Treasury Guard	40	9	31
32	Dalayat/watchman/peon cum guard / sweeper	345	158	187
	Total	2806	1379	1427

As per the Govt. Order No.SARIE 271 SAEPA 2011, Bangalore dt.25-10-2013, Road Safety Cell has been established comprising the following six permanent posts in order to implement effective measures to control road accidents.(Ph:080-22371120, e-mail: rscdirector@yahoo.in) One of the Addl. Commissioners of Transport Department is deputed by the Government to the post of Additional Commissioner for Karnataka state Road Safety authority.

Sl.No	Name of the Post	Pay scale	Sanctioned
01	Class-1 Officer (Plan)	52650- 97100	1
02	Class-1 Officer (Education)	52650- 97100	1
03	Class-1 Officer (Finance)	52650- 97100	1
04	Class-1 Officer (PWD)	52650- 97100	1
05	Class-1 Officer (Police)	52650- 97100	1
06	Class-1 Officer(Health)	52650- 97100	1

2.5 Details of the Officers with Phone and Fax number.

SL No	OFFICE CODE	NAME OF THE OFFICERS	PHONE NUMBER	FAX NUMBER	CUG.NO.
1	-	TRANSPORT COMMISSIONER	080-22214900	22235804	9449863211
2	-	ACT (ADMN)	080-22235176	22235804	9449863212
3	-	ACT (ENF SOUTH)	080-22236698	22232459	9449863214
4	-	ACT (ENF NORTH)	0836-2322206	22322206	9449863216
5	-	ACT & SECRETARY, KSTA	080-22272461	22242761	9449863213
6	-	ACT (E & E)	080-22243717	22243717	9449863215
7	-	ACT, B'LORE URBAN	080-22371100	22271100	9449863217
8	-	JCT, B'LORE RURAL	080-22866670	22866671	9449863221
9	-	JCT MYSORE	0821-2330347	2330347	9449863223
10	-	JCT SHIMOGA	08182-278045	278045	9449863224
11	-	JCT BELGAVI	0831-2423900	2423900	9449863225
12	-	JCT KALABURGI	08472-248005	248005	9449863226
13	-	LEGAL ADVISOR	080-22216452	22216452	9449863220
14	-	FINANCIAL ADVISOR-1(ACCOUNT)	080-22215482	22215482	9449863218
15	-	FINANCIAL ADVISOR-2 (AUDIT)	080-22243890	22243890	9449863219
16	-	ASST. SECRETARY, KSTA	080-22213785	22213785	9449864082
17	-	ASST. DIRECTOR FOR ST	080-22213225	22213225	9449864089
18	KA-01	DCT & Sr RTO BANGALORE (C)	080-25533525	23440838	9449864001
19	KA-02	RTO BANGALORE WEST	080-23324388	23327188	9449864002
20	KA-03	RTO BANGALORE EAST	080-29735190	25205079	9449864003
21	KA-04	RTO BANGALORE NORTH	080-23376039	23375322	9449864004
22	KA-05	DCT & Sr RTO BANGALORE SOUTH	080-26630989	22440838	9449864005
23	KA-51	RTO ELECTRONIC CITY	080-26483551	25735523	9449864051
24	KA-53	RTO K.R.PURAM	080-25617951	25619269	9449864053
25	KA-06	RTO TUMKUR	0816-2278473	2278743	9449864006
26	KA-09	RTO MYSURU WEST	0821-2330364	2343430	9449864009
27	KA-14	RTO SHIVAMOGA	08182-222209	226400	9449864014
28	KA-19	RTO MANGALURU	0824-2220577	2422052	9449864019
29	KA-20	RTO UDUPI	0820-2575137	2524967	9449864020
30	KA-22	RTO BELGAVI	0831-2465503	2404759	9449864022
31	KA-25	RTO DHARWAD	0836-2233929	2233920	9449864025
32	KA-32	DCT & Sr RTO KALABURGI	08472-248805	248004	9449864032
33	KA-41	RTO JNANABHARATHI	080-23286712	28602833	9449864041
34	KA-42	RTO RAMNAGAR	080-27273471	27273471	9449864042
35	KA-43	ARTO DEVANAHALLI	080-27681999	27681999	9449864043
36	KA-50	RTO YELAHANKA	080-29729909	28561525	9449864050
37	KA-52	RTO NELAMANGALA	080-27728094	27726886	9449864052
38	KA-57	RTO AUTO RICKSHAW	080-22230110	-	9449864057
39	KA-07	RTO KOLAR	08152-222039	222039	9449864007
40	KA-08	A.R.T.O. K.G.F	08153-260214	260214	9449864008
41	KA-40	RTO C.B.PURA	08156-270446	263053	9449863440
42	KA-44	A.R.T.O.TIPTUR	08134-254799	-	9449864044
43	KA-55	RTO MYSORE EAST	0821-2570700	2334430	9449864055
44	KA-10	RTO CHAMRAJNAGAR	08226-222444	272444	9449864010
45	KA-11	RTO MANDYA	08232-220031	227460	9449864011
46	KA-12	RTO MADIKERE	08272-298785	223032	9449864012
47	KA-13	RTO HASSAN	08172-240660	240514	9449864013
48	KA-45	ARTO HUNASUR	0822-2252699	2252699	9449864045

49	KA-46	ARTO SAKALESH PURA	08173-230746	230746	9449864046
50	KA-54	ARTO NAGAMANGALA	08234-285598	285598	9449864054
51	KA-15	ARTO SAGAR	08183-226276	226276	9449863415
52	KA-16	RTO CHITRADURGA	08194-230434	231894	9449864016
53	KA-17	RTO DAVANAGERE	08192-259848	232023	9449864017
54	KA-18	RTO CHIKMAGALUR	08262-220366	220366	9449864018
55	KA-21	RTO PUTTUR	08251-230729	-	9449864021
56	KA-23	RTO CHIKKODI	08338-272241	272241	9449864023
57	KA-24	ARTO BAILHONGAL	08288-233288	233288	9449864024
58	KA-26	RTO GADAG	08372-297219	235694	9449864026
59	KA-27	RTO HAVERI	08375-232299	-	9449864027
60	KA-28	RTO VIJAYAPURA	08352-276228	276218	9449864028
61	KA-29	RTO BAGALKOTE	08354-235275	201494	9449864029
62	KA-30	RTO KARWAR	08382-226364	229249	9449864030
63	KA-31	RTO SIRSI	08384-233090	234259	9449864031
64	KA-47	ARTO HONNAVARA	08387-220033	236536	9449864049
65	KA-48	ARTO JAMKHANDI	08353-238040	238040	9449864048
66	KA-49	ARTO GOKAK	08332-224727	224727	9449864049
67	KA-33	RTO YADGIRI	08473-252580	252580	9449864033
68	KA-34	RTO BELLARY	08392-240048	244116	9449864034
69	KA-35	RTO HOSPETE	08394-230766	231982	9449864035
70	KA-36	RTO RAICHUR	08532-223329	223094	9449864036
71	KA-37	RTO KOPPAL	08539-220829	222655	9449864037
72	KA-38	RTO BIDAR	08482-226361	225055	9449864038
73	KA-39	ARTO BHALKI	08484-262582	262582	9449864039
74	KA-56	ARTO BASAVAKALYANA	08481-256996	259022	9449864056
75	KA-63	RTO DHARWAD (EAST)	0836-2233929	-	9449864025
76	KA-64	ARTO MADHUGIRI	-	-	9449864064
77	KA-65	ARTO DANDELI	08284-230916	-	
78	KA-66	ARTO TARIKERE	-	-	9449863224
79	KA-67	ARTO CHINTAMANI	08154-298977		
80	KA-69	ARTO RAMADURGA	-	-	
81	KA-71	ARTO ATHINI	-	-	-

2.6 The Transport Department has opened a Call Centre for redressal of Grievances of General Public from the 01-02-2018. The Call Centre will also handle Grievances, Suggestions, etc coming from Social media such as Face book, Twitter, What's app, and email with calls on inbound help line.

The public can access the call centre through any of the following:

Call Centre Telephone No. : 080-25136500

What's app No. : 9449863459

E-mail ID : tdkarnataka@gmail.com

Facebook : <https://www.facebook.com/Transport-Department-Karnataka>

Twitter ID : @tdkarnataka (tdkarnataka@gmail.com)

3. COMPUTERISATION OF TRANSPORT DEPARTMENT& ISSUE OF SMART CARD DL & RC.

The Department has completed computerization of all 3 DCT & Sr. RTOs, 43 RTOs, 21 ARTOs offices and 15 Check Posts (including the maintenance of offices already computerized) and issue of Smart Card based Registration Certificate and Driving License at all the Transport Offices on Public Private Partnership scheme. The Transport Department has entered into an agreement with M/S. Rosmerta Company, New Delhi as PPP partner to Transport Department, Government of Karnataka for issue of Smart Card Driving License (integrated with 'SARATHI' software) and Smart Card Registration Certificate (integrated with 'VAHAN' software). During this year 19,79,415 DL Smart Cards and 25,17,942 RC Smart Cards have been issued. A total of 1,68,82,284DL Smart Cards and 2,33,57,071 RC Smart Cards have been issued so far.

3.1 VAHAN-4 and SARATHI-4

The Transport Department has implemented 'Sarathi-4' which is a centralized and web-based software developed by the Central Government through NIC relating to Learners / Driving License services at all the 67 DCT & Sr. RTO / RTO / ARTO offices in Karnataka (except RTO – (Autorickshaw and STUs), Karnataka State Transport Authority (KSTA) and check posts).



3.2 Services in Bangalore-1 and Karnataka-1 centres.

The new system has been implemented across the State to apply for Driving License services online at Bangalore-1 and Karnataka-1 Centres. The applicants can visit nearby Bangalore-1 and Karnataka-1 centers to avail these services through online. It is convenient for general public to get their work done without any delay at the RTO offices.

3.3 Obtaining Service from any of the Regional Transport Offices by the public irrespective of jurisdiction

A system of submitting applications relating to Learner's Licence, Driving Licence, Vehicle Registration and Fitness Certificate for new vehicles by the public to any of the Regional Transport Offices in Bangalore Urban and Rural districts irrespective of their place of residence / business has been introduced with effect from September-2013.

3.4 STALL (Screen Test Aid for Learner's Licence)

In order to conduct the Learner's Licence Test scientifically and transparently, the STALL (Screen Test Aid for Learner's Licence) software developed by the NIC has been installed in all the RTO offices in the State. In this system, the candidates who are appearing for the Learners License Test will be conducted 15 minutes online test comprising of 15 questions. The candidates who answers 10 questions will be considered as pass in the said Test and Learners License will be issued on the same day.

3.5 'e-payment' system

The online e-payment and tax payment for vehicle registration and driving licensing services at all RTOs across the State has been implemented through Khanaje-2 in Sarathi-4 and Vahan-4 Software. Rs.2800.31 crores has been paid through e-payment upto 31.03.2020.

3.6 Implementation of CMVR NEW FORM-2

As per the Central Government Notification No.G.S.R.243(E), New Delhi, dt.20-3-2018, the services viz., Learners/ Driving license related services namely Learners License, Driving License, inclusion of additional vehicle category in Driving License, Renewal of Driving License, Duplicate Driving License, Change of address in Driving License and change of name in Driving license are being carried out in different Forms like Form-2, 4, 8 and 9. Instead of this, only one form i.e., CMVR NEW FORM-2 shall be utilized. The License of LMV category vehicle comprises with different class of vehicles.

4. SPEED POST SERVICE

The rise in vehicular population day by day has not only caused an increase in traffic density but also led to rise in the number of people visiting the Regional Transport Offices throughout the state for Registration of vehicles and obtaining Driving Licences etc. To ease the issue of Driving Licences and other documents to the public, the Transport Department introduced the system of Speed Post Service in co-ordination with the Indian Postal Department. Wef. 11-11-2009 for speedy delivery of the documents to the address of the applicants. This system is working successfully.

5. ALLOTMENT OF FANCY NUMBERS THROUGH PUBLIC AUCTION

A system of allotment of Fancy registration numbers in respect of Light Motor Vehicles (Non Transport category like, motor cars, jeeps etc.) in the running series as well as in the advance series through public auction has been introduced w.e.f. 12.01.2015 by framing the procedures. Under this system the registration numbers starting from 0001 to 9999 in any series is open to public auction. The fees of Rs.20,000/- is prescribed for allotment of registration number in running series and Rs.75,000/- is prescribed for allotment of registration number in advance series. If more than two applications received for the allotment of same number then the applicants have to participate in public auction and successful bidder will be allotted the selected number after the payment of bid amount along with prescribed fees.

The power of allotting registration numbers within 1000 from the last registration number assigned in the running series has been delegated to the jurisdictional registering authorities. The numbers after 1000 in the running series as well as in the advance series the power vested with the transport commissioner. After introduction of the said system, total amount of Rs.21.13 Crores has been collected as fees for allotment of registration number at the offices of DCTs & Sr. RTOs/ RTOs of the State and at the Office of Transport Commissioner along with bid amount during the year 2019-20. The procedure of allotment of registration number through public auction has been published in department website : <http://transport.karnataka.gov.in>

6 CONTROL OF TRANSPORT VEHICLES

6.1 Karnataka State Transport Authority

Karnataka State Transport Authority (K.S.T.A.) is constituted under sub-section (1) and (2) of Section 68 of Motor Vehicles Act, 1988 (central Act 59 of 1988) vide Notification No. FTD 4 TMA 93, Bangalore dated 16-01-1993 by appointing the Commissioner for Transport as the Chairman, the Deputy Inspector General of Police (Training), Bangalore and the Superintendent Engineer, (Designs) PWD, Bangalore as the Members of the Authority. Subsequently, the Deputy Commissioner of Police, Traffic and Road Safety, Bangalore is appointed as the Member in place of the Deputy Inspector General of Police(Training), Bangalore vide Notification No.HTD 107 TMA 2001 dated 05-01-2002 and the Commissioner for Traffic & Road Safety, Bangalore is appointed as Member in place of Deputy Commissioner of Police, Traffic and Road Safety, Bangalore vide Notification No.HTD 107 TMA 2001 dated 13-08-2002. The Karnataka State Transport Authority (K.S.T.A.) is a quasi judicial Authority exercising the powers vested in it under the Provisions of Motor Vehicles Act, 1988. The Government of Karnataka exercising the powers under section 68(1) and (2)of M.V.Act 1988 has appointed, the Secretary state Transport Authority as the Member of the Karnataka State Transport Authority vide notification No.Sarie 71 Saepa 2013 Dt.30-12-2013.

The Karnataka State Transport Authority (K.S.T.A.) has powers to grant All India Permits for Tourist Vehicles (Buses), Motor Cabs, Maxi Cabs, and Inter State Permits to Stage Carriages and Goods Carriages as per the terms of Inter-State Agreements. It is also entrusted with penal powers to suspend or cancel permit for violation of conditions of the permit under Section 86 of the M.V.Act.

7. SOUTH ZONE PERMIT SCHEME

Under the South Zone Permit Scheme, a quota of 400 permits for Tourist Motor Cabs is prescribed to play in the States of Karnataka, Tamilnadu, Andhra Pradesh, Kerala, Goa and Union Territory of Pondicherry on reciprocal agreement by paying single point tax without counter signature.

7.1 RECIPROCAL AGREEMENTS

Arrangements under the reciprocal agreements entered with the States of Andhra Pradesh, Maharashtra, Kerala, Tamilnadu, Pondicherry and Goa are continued in this year also.

As per the Inter-state agreement, the permits issued for passenger service vehicles, stage carriages are given below.

PASSENGER SERVICE VEHICLE

SI. No.	STATES	No.of Permits as per Agreement	No. of Permits issued from 1-4-2019 to 31-03-2020	Total Permits in force as on 31-03-2020	Countersigned permits as on 31-03-2020
01	TAMILNADU	393	-	674	525
02	KERALA	215	-	773	354
03	ANDHRAPRADESH	732	24	2110	1542
04	MAHARASHTRA	421	-	833	637
05	GOA	182	-	279	141
06	PONDICHERY	03	-	07	02

7.2 INTER –STATE PERMITS (BUSES)

As on 31-03-2020, in addition to the above permits 4714 contract carriage permits have been granted.

7.3 INTER –STATE PERMITS (GOODS CARRIAGES)

Agreements entered with other States are continued during this year also. The System of levy of bilateral Tax of Rs.3,000/- per annum in respect of Tamilnadu and Rs.5,000/-per annum in respect of Maharashtra, Kerala, Andhra Pradesh, Goa is also continued.

7.4 The details of Permits granted / renewed and in force are as follows:

Sl. No.	Class of vehicle	Total Number of Permits In force as on 31-03-2019	Permits Issued During the year 2019-20	Total Number of Permits	Permits Cancelled	Total number of Permits in force as on 31-03-2020
1	Passenger vehicle	1401	-	1401	-	1401
2	Goods vehicles	50761	3064	53825	-	53825
3	AITOB	1,827	100	1927	166	1761
4	Maxicab	51,698	10551	62249	7,045	55204
5	Tourist Taxi (All India)	46,411	6937	53348	6507	46841
6	Tourist Maxi cabs	20,008	1037	21045	3475	17570
7	Contract carriage	3,989	747	4736	22	4714

8. DEPARTMENTAL STATUTORY ACTION (DSA) CASES

8.1) Under Section 86 of the Motor Vehicles Act, 1988 the Transport Authority which grants permits is empowered to suspend or cancel the permits on the breach of the conditions of the permits. In lieu of suspension or cancellation of the permits, the Transport Authority May permit him to compound the offence and recover the compounding amount agreed upon, if the permit holder agrees to pay.

Disposal of DSA Cases and collection of fine(From 01-04-2019 to 31-01-2020)

Sl. No.	Category of Vehicles	No. of Cases disposed	Penalty (Rs.)
1	Contract Carriages	684	4361700
2	Stage Carriages	72	226500
3	A.I.T.O.B	162	1036950
4	Motor cab and Maxi cabs	7	17,500
	Total	925	5642650

Disposal of DSA Cases during 2019-20

Opening balance	New cases	Total	No. of cases disposed	Balance
141324	75401	216725	68676	148049

8.2 ENFORCEMENT (CHECKING OF VEHICLES)

Major activity of the department is to enforce the provisions of law enunciated under the Motor Vehicles Act 1988, and rules made there under. The department accordingly is initiating all possible steps to book cases against the offenders of the provisions of law under Motor Vehicles Act, 1988 and rules made there under.

During the year 2019-20, the department has checked 22,86,850 vehicles, out of which for 2,63,344 vehicles check reports and check report cum receipts have been issued and 10,083 vehicles have been seized and collected a sum of Rs.130.02 Crores towards tax and Rs.76.09 Crores towards fine amounting total of Rs.206.11 Crores has been collected.

8.3 PROSECUTION CASES

The Department has launched prosecution in various courts, against the violation on Motor Vehicles Act and Rules.

The details of D.S.A. cases booked and disposed during the year 2019-20 are as follows.

Opening Balance	New Cases	Total	No. of cases disposed	Balance	Fine collected at Court of Law (Rs.)
12147	4639	16786	4596	12190	6929987

9. BORDER CHECK POSTS

In order to plug the leakage of revenue and to enforce the provisions of the MV Act, 1988 and the rules made there under 15 check posts are functioning in the borders of the State.

9.1 Revenue collected by each check post during the year 2019-20 is as follows :

Sl.No.	Name of the Check Post	Revenue Collected (Rs. In Lakhs)
1	Nangli	743.77
2	Bagepalli	848.82
3	Gowribidanur	116.17
4	Rayalpad	177.52
5	Attibele	2566.36
6	Punajanoor	629.55
7	Gundlupet	1131.02
8	Thalapady	645.97
9	Zalki	1545.94
10	Ramanagara (Anmod)	167.38
11	Nippani (Kagnolli)	1571.00
12	Kagawada	116.27
13	Alanda	117.54
14	Humnabad	690.83
15	Hagari	271.08
	Total	11339.22

10. Motor Accident Claims Tribunal

The Motor Accident Claims Tribunals headed by the District and Sessions Judge Continues to function at all District Head Quarters.

DETAILS OF ACCIDENTS IN KARNATAKA STATE DURING THE YEAR 2019(JAN-2019-DEC 2019)

Sl. No.	Name of the District/Unit	No. of Fatal Accidents	No. of Non fatal accidents Reported	Total No. of Accidents	No. of Persons Deceased	No. of Persons		
						Grievously Injured	Minor Injured	Total INJURED
1	Bagalkot	330	518	848	358	750	557	1307
2	Ballari District	316	693	1009	345	188	1080	1268
3	Belagavi City	143	430	573	155	505	229	734
4	Belagavi District	641	1254	1895	713	1817	1020	2837
5	Bengaluru City	746	3938	4684	768	2488	1762	4250
6	Bengaluru District	593	1678	2271	660	1225	995	2220
7	Bidar	268	918	1186	281	995	764	1759
8	Chamarajanagar	141	449	590	154	348	548	896
9	Chikkaballapura	250	371	621	280	161	554	715
10	Chikmagaluru	189	695	884	210	490	666	1156
11	Chitradurga	344	1070	1414	392	1288	972	2260
12	South Canara	126	794	920	154	405	964	1369
13	Davanagere	266	824	1090	289	768	675	1443
14	Dharwad District	164	250	414	189	440	162	602
15	Gadag	139	205	344	148	303	296	599
16	Hassan	414	1662	2076	451	1398	862	2260
17	Haveri	194	545	739	213	767	423	1190
18	Dharwad-Hubli City	87	343	430	92	223	256	479
19	KGF	49	119	168	51	87	104	191
20	Kalburgi city	117	405	522	130	533	156	689
21	Kalburgi District	253	562	815	277	664	444	1108
22	Railways	7	7	14	7	0	5	5
23	Madikeri	83	386	469	87	37	575	612
24	Kolar	211	473	684	223	410	280	690
25	Koppala	202	385	587	217	461	379	840
26	Mandya	488	1662	2150	542	1074	1358	2432
27	Mangalore City	143	885	1028	146	711	541	1252
28	Mysuru District	144	723	867	147	692	219	911
29	Mysuru District	395	1074	1469	424	550	1168	1718
30	Raichur	249	383	632	274	538	431	969
31	Ramanagara	368	1350	1718	389	713	1116	1829
32	Shivamogga	328	1214	1542	365	876	1238	2114
33	Tumkur	712	1625	2337	786	1814	884	2698
34	Udupi	249	965	1214	264	1003	316	1319
35	North Canara	217	918	1135	236	650	1197	1847
36	Vijayapura	343	564	907	378	1169	37	1206
37	Yadgir	151	261	412	163	414	259	673
	TOTAL	10060	30598	40658	10958	26955	23492	50447

11. FACILITIES FOR PAYMENT OF TAX

11.1 LIFE TIME TAX

Life Time Tax is being levied on two wheelers, three wheelers and Light goods vehicles including Auto rickshaws carrying passengers and goods having weight in laden not exceeding 3000 kgs. for hire or reward. Life Time Tax is also levied on Tractors-Trailers (used for agricultural purpose), Motor Cars, Jeeps, Omni Buses and Private Service Vehicles having floor area not exceeding 5 sq. mts.

11.2 Insertion of section 3(b) under Karnataka Motor Vehicles Taxation Act-1957

A new Section 3 (b) of KMVT Act 1957 with effect from 01-04-2002, green tax is being collected in respect of non-transport vehicles which are more than 15 years old and in respect of transport vehicles which are more than 7 years old.

11.3 The details are as follows:

Sl. No	Class and age of the vehicle	Rate of tax (Rs.)
1	Non-Transport vehicles completed 15 years from the date of its registration, at the time of renewal of certificate of registration as per sub-section (10) of section 41, of the Motor Vehicles Act 1988.	
	(1) Two wheeled vehicles	250-00
	(2) Four wheeled vehicles	500-00
2	Transport vehicles completed 7 years from the date of its registration, at the time of renewal of fitness certificate as per Sec.56 of Motor Vehicles Act 1988.	200-00 Per annum

11.4 OTHER TAXES

Quarterly tax in respect of camper vans is Rs 4700 per sq. mt. of the floor area.

Life time tax in respect of Motor Cars, Jeeps, Omni buses and Private Service Vehicles (having floor area upto 5 sq. mt.) is as follows.

1	Cost of the vehicle which does not exceed Rs.5 lakhs	13 % of the cost of the vehicle
2	Cost of vehicle exceeding Rs.5 lakhs but does not exceed Rs 10 lakhs –	14 % of the cost of the vehicle
3	Cost of the vehicle exceeds Rs 10 lakhs but does not exceed Rs 20 lakhs	17 % of the cost of the vehicle
4	Cost of the vehicle which exceeds Rs 20 lakhs	18% of the cost of the vehicle.
5	Motor Cars, Vans run on Electricity	Exempted from payment of tax w.e.f.01-04-2016.

11.5 For Two-wheelers

1	Motor cycles cost of which does not exceed Rs 50,000/-	10 % of the cost of the vehicle
2	Motor cycles cost of which exceeds Rs.50,000/- but does not exceed Rs.1 lakh.	12 % of the cost of the vehicle
3.	Cost of the vehicle which exceeds Rs.1 lakh.	18% of the cost of the vehicle.
4.	Motor cycles run on electricity	Exempted from payment of tax w.e.f.01-04-2016.

11.6 LIFE TIME TAX –Other vehicles

1	Construction Equipment vehicles(As defined under Rule 2(a)of CMV Rules 1989) and Vehicles fitted with Air Compressor & Generator	6% of the cost of the vehicle.
2	Motor cabs cost of the vehicle which exceeds Rs.15 lakhs	15% of the cost of the vehicle

Motor vehicles registered as sleeper coaches and permitted to carry more than 12 passengers excluding driver and conductor or attendant for every sleeper which the vehicles is permitted to carry is Rs.3000/- per qtr. Vehicles comply the provisions of Rule 128 of Central Motor Vehicles Rules 1989 or covered under permits issued as per Sec-88(9) of MV Act 1988 taxed at Rs.3500/- per seat per quarter.

11.7 TAX ON FLEET OWNERS

The KSRTC being the only Fleet owner in the state. For providing competitive service to travelling public and better administration the Corporation is divided into FOUR subsidiaries namely KSRTC, NWKRTC, NEKRTC and BMTC. The tax in respect of State Transport undertaking is 5% of the gross revenue earned for the year.

Omni buses and private service vehicles held under lease agreement with industrial undertakings or companies under 8-A Schedule of KMVT 1957.

a)	Having floor area exceeding 5 sq. mt. but not exceeding 6 sq.mt., for every sq.mt.	Rs.1,650
b)	Having floor area exceeding 6 sq. mt. but not exceeding 9 sq.mt., for every sq.mt.	Rs.1,800
c)	Having floor area exceeding 9 sq. mt. but not exceeding 12 sq.mt. for every sq.mt.	Rs.1,950
d)	Having floor area exceeding 12 sq. mt. for every square Meter.	Rs.2,250

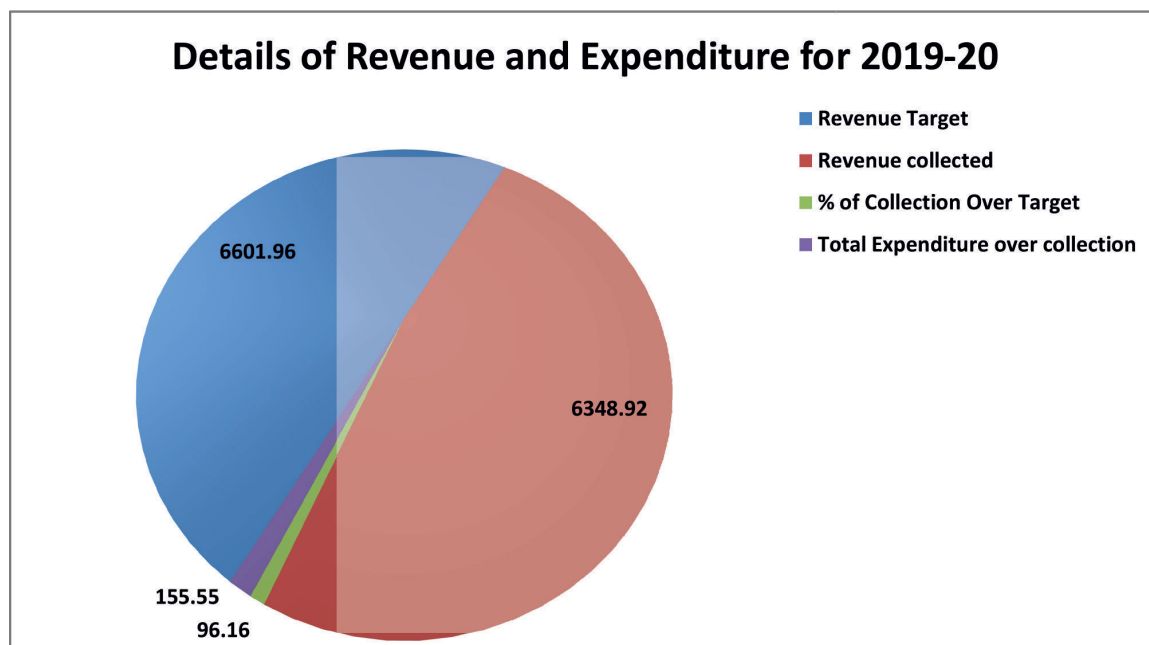
11.8 REVENUE AND EXPENDITURE

The Department has collected revenue of **Rs.6348.92 Crores** from 01-04-2019 to 31-03-2020 as against the annual target of **Rs.6601.96 Crores** (excluding STU'S).

Details of Revenue and Expenditure for 2019-20

(Rs in crores)

YEAR	Revenue Target	Revenue collected	% of collection over target	Total Expenditure over collection
2019-20	6601.96	6348.92	96.16	155.55



The revenue collected and expenditure incurred by the Transport Department for the last 10 years are shown in the table below:-

(Rs. in Crores)

Year	Revenue Target	Revenue collected	% of collection over target	Total Expenditure	% of expenditure over collection
2010-11	2175.60	2511.63	115.44	59.72	2.37
2011-12	2710.39	2985.07	110.13	72.00	2.41
2012-13	3166.67	3566.92	112.64	111.09	3.11
2013-14	3783.67	3671.09	97.02	140.15	3.82
2014-15	3984.00	4145.00	104.00	106.00	2.56
2015-16	4397.07	4608.58	104.81	121.04	2.62
2016-17	5026.78	5262.41	104.68	123.72	2.35
2017-18	5561.62	5954.03	107.06	132.60	2.23
2018-19	6167.61	6205.93	100.62	145.66	2.35
2019-20	6601.96	6348.92	96.16	155.55	2.45

12. EFFECTIVE TRANSPORT MANAGEMENT INITIATIVES

As a part of administrative reforms and with a view to provide better, timely and cost effective service, Government has approved Five Effective Transport Management initiatives. Effective management of Transport system has always been the key factor in the economic development of any State. With the changing times it is necessary for the transport system to metamorphosis itself into becoming more responsive and people friendly.

In order to ensure these changes, the Hon'ble Transport Minister has approved five initiatives, for ensuring effective Management in Karnataka State. It is intended to make the transport department and all the State Transport Undertakings adopt a pro-active and facilitative management approach. The initiative focuses on bringing in technological advancement, infrastructure development, innovative management, increased people responsiveness, mitigating vehicular pollution, improved road safety management and also act as a catalytic agent for the growth of the State economy. These initiatives encompass the entire transport management in the State, with an intention to invigorate it and propel it towards greater effectiveness.

The Five Initiatives are:

1. Public Relations for Effective Transport Management initiative.
2. Innovative technology for Effective Transport Management Initiative.
3. Vehicular Air Pollution Management Initiative.
4. Road Safety Management Initiative.
5. Infrastructure for Effective Transport Management Initiative.

12.1 PUBLIC RELATIONS FOR EFFECTIVE TRANSPORT MANAGEMENT INITIATIVE

Public Relations, Help Desk and Public Feedback System.

12.2 TRANSPORT COMMISSIONER'S OFFICE

The Public Relations Officer and other staff are working in Public Relation Cell.

The Chief Public Relations Officer is monitoring the Public Relation System in all the offices of the department and necessary instructions have been given to all the offices for better functioning and strengthening of the system. A Public Relations section is created to monitor the Public Relation System in the department. Help Desk has been formed and responsible staff are assigned to work at these desks. This Help Desk is functioning successfully by helping the public visiting the office for various works, giving them information, prescribed forms/application, proper guidance and also collecting their opinions about the service of the department and valuable suggestions given by public are considered for implementation.

Public also have access to Assistant PRO through phone and e-mail for their grievance, required information, complaints and suggestions. This system is working effectively and there is favourable response from the public.

12.3 Public Relations, Help Desk and Public Feedback System :

Deputy Commissioner for Transport & Sr. RTO / RTO and ARTO OFFICES

Public Relation System is introduced in all the Sr.RTO/RTO/ and ARTO offices of the department effectively. A suitable and eligible officer is designated for Public Relation Officer post, who is the head of the system at his office, and all the facilities like separate chamber, telephone, staff etc., have been given. Public can directly meet PRO for help. PRO is also responsible for monitoring and maintenance of Public Grievance Register, wherein public can express their opinion about the services of the department.

Help Desk system is implemented in all offices of the Department throughout the State and there is good opinion among the public about usefulness of this system. These Help Desks are located at the entrance of all the Offices, so that public visiting the office can easily access information, get prescribed forms / applications, proper guidance, etc. Under public feedback system Printed Feedback forms are provided to public to obtain their opinions /suggestions on services of the department. Valuable suggestions received are considered for implementation.

13. TRANSPORT ADALATS

Transport adalats are being conducted every three months in all the offices in presence of respective DCTs/JCTs at fixed time. Advertisement about this is being given through new papers, radio and other Medias for active participation of public. A large number of public, representatives of various associations of public service vehicles, journalists etc., are attending the adalats. Most of the grievances are solved on the spot. These adalats are functioning successfully and appreciated by public.

13.1 APPLICATIONS OF MULTIMEDIA IN DEPARTMENTAL SERVICES

Department has developed and launched its website, where public can access information on various services of the Department both in Kannada and English. Prescribed Forms and other required information can be freely downloaded. Information on the website is being updated/ revised /redesigned regularly. The website contains Learners Licence Online Registration System, where candidates who wish to obtain learners licence, can first register their names and appear for test at the given time and date.

Wide publicity of the programmes being conducted by the department is made through all the mass media like newspapers, radio, TV etc. Regarding transparency in the services provided public is informed through printed pamphlets, brochures, local TV, Radio and newspapers. Tele serials developed by the department are telecasted through TV channels.

14. INNOVATIVE TECHNOLOGY FOR EFFECTIVE TRANSPORT MANAGEMENT INITIATIVE

14.1 USE OF LPG AS BASE FUEL IN MOTOR VEHICLES

By amending Section 52 of MV Act 1988, provision has been made for use of LPG in vehicles. The use of LPG in Auto rickshaws and Light motor vehicles is being popularized. Department has already approved 42 LPG Kit models and given permissions for 76 retro fitment centres in Bangalore City and 205 retrofitment centers in Karnataka state. Encouragement is given for those who apply to open retro fitment centres. These centres fit approved LPG Cylinders to Auto rickshaws and Light Motor vehicles.

14.2 INTRODUCTION OF NEW TECHNOLOGY FOR ISSUANCE OF FITNESS CERTIFICATES FOR TRANSPORT VEHICLES.

It is proposed to establish inspection pit/ramp in all RTO / ARTO stage by stage offices to examine vehicles in a scientific way for fitness of vehicles.

15. VEHICULAR AIR POLLUTION AND NOISE POLLUTION MANAGEMENT INITIATIVE

15.1 EDUCATION

Candidates who appear for Learner's Licences / Driving Licences at Offices, Transport Adalats and Camps conducted at Taluk and Hobli levels are also educated about the ill effects of air and noise pollution and control measures. It is strongly insisted that owners and drivers check their vehicles for air pollution every six month and keep the Emission Under Control Certificate while using the vehicle on road.

15.2 NOVEMBER MONTH IS OBSERVED AS POLLUTION AWARENESS AND CONTROL MONTH

Due to urbanization and industrialization the demand for Transport has also increased considerably. The exponential rise in petrol and diesel vehicles in turn has led to the deterioration of the air quality. Presently, some of the Indian cities recognised as most polluted cities in the world due to which there is an urgent need to bring awareness among general public regarding vehicular pollution.

Every year, Transport Department observes November month as Air Pollution awareness month. In this regard various programmes are carried out during the November month, to enlighten the public on the ill effects of vehicular pollution.

15.3 SPECIAL TRAINING FOR THE STAFF WORKING AT EMISSION TESTING CENTRES

Directions have been given to manufacturers and distributors of gas analyzer and smoke meters to give training for the staff at Emission Testing Centres. According to rule 231 (b) of Karnataka Motor Vehicles Rules, 1989, all the Emission Testing Centres are being inspected regularly for their proper functioning. If defects are found at the time of inspection, notices will be issued to them to rectify the defects. If more defects are found and bad functioning is noticed, action is being taken to suspend or cancel the licences of those centers. As on

31-3-2020, there are 420 centres in Bengaluru and 842 centres in other places. In all 1262 Emission Testing Centres working in the State. All the Emission testing centres are computerized for proper functioning and to check vehicles in a more scientific and transparent way.

15.4 FACILITIES TO BE MAINTAINED AT EMISSION TESTING CENTRES

As per rule 231 (b) of Karnataka Motor Vehicles Rules 1989, licences are being issued to new Emission Testing Centres only after detailed inspection of the centres and fulfilling of prescribed norms are satisfied. The Emission Testing Centres should keep the approved gas analyzers and smoke meters and these equipments have to be maintained properly by calibrating them time to time. All the centres are being issued detailed and strict instructions for proper functioning. Periodical inspections are also conducted to ensure proper functioning of these Centres.

15.5 IMPLEMENTATION OF NETWORKING OF COMPUTERIZED POLLUTION TESTING CENTRES IN KARNATAKA

Emission Testing centres check the levels of exhaust that emitted from motor vehicle to guide vehicle owners for rectification. The Transport Department Government of Karnataka has provided online networking facility to all the emission testing centers in Karnataka. This is achieved in Karnataka by means of software that provides test details of motor vehicles and it uploads online test data to a centrally located server. The Motor Vehicle Inspectors also cross check the test data of vehicle through website Karnataka puc.in or rto.kar.nic.in. This project will cover approximately 2.23 crores vehicles. The existing Emission Testing Centres have been converted to the new system. This is a secured way to monitor the Emission data across state and it helps to take the necessary step to reduce pollution. The said system has been inaugurated in Bangalore City on 22-11-2010. From December 2016, the system of online networking of emission testing centres in the State is being maintained by the Transport Department.

15.6 CONTROL OF AIR POLLUTION BY OLD VEHICLES

The department has identified the 15 years old transport vehicles which are emitting excess smoke. A red colour band is painted on such vehicles for easy identification for inspections. At the time of inspections these vehicles are subjected to a strict check for emission standards.

15.7 USE OF EMISSION MEASURING EQUIPMENTS

It is decided by Karnataka Pollution Control Board and Forest-Environment and Ecology department to set up air pollution measuring equipments and to display the level of air pollution at important traffic junctions and other such places to make people aware about the polluting air and the details shall be published in all daily newspapers. Action in this regard is under progress. Regular Vehicle checks are organized through special squads.

15.8 PROGRAMMES / ACTIVITIES CONDUCTED FOR CONTROLLING OF VEHICULAR AIR POLLUTION.

1) The action taken by the Ministry of Road Transport and Highways, New Delhi in making compulsory registration of Bharat Stage-VI is a major step in reforming the air quality level of the atmosphere.

2) The State of Karnataka is encouraging the registration of electric vehicles. In this regard, an Mou has been entered with BESCO at a cost of Rs.4 crores so as to make convenient to the owners of electric vehicles by establishing 100 AC and 26 DC charging stations by the BESCO in the following places of Bruhat Bengaluru Mahanagara Palike limits. These charging stations can be viewed through mobile app and the charging unit fee can be paid. Further, it is proposed to establish such charging units on Highways of the State.



16. Electric vehicles charging stations in Bangalore city as on 31.03.2020

SI No	Circle	Division	Pertaining to Sub Division	Name of the Office	AC Charger	DC Charger	Total Chargers
1	BRC	Hosakote	Devanahalli SDO	BESCOM - Devanahalli SDO	1	-	1
2	BRC	Hosakote	Hosakote Sub Division	BESCOM - Hosakote SDO	1	-	1
3	BRC	Nelamangala	Nelamangala	RTO Nelamangala	1	-	1
4	East	Shivajinagar	E1 Sub Division	BESCOM -Tannery Road	1	-	1
5	East	Indiranagar	E10 Benniganahally	BBMP Vignananagara Office	2	-	2
6	East	Indiranagar	E10 Benniganahally	RTO KasthuriNagar office	2	-	2
7	East	Whitefield	E12- Mahadevapura	BESCOM - Mahadevapura SDO	1	2	3
8	East	Whitefield	E12 Sub Division	BBMP Mahadevapura Office	1	-	1
9	East	Whitefield	E12 Sub Division	BBMP Whitefield Office	1	-	1
10	East	Whitefield	E12 Sub Division	TTMC Whitefield	2	-	2
11	East	Shivajinagar	E2 Shivajinagar	KSFC	2	-	2
12	East	Shivajinagar	E2 Shivajinagar	TTMC Shivajinagar	1	-	1
13	East	Shivajinagar	E5 Cookes Town	BDA HBR layout complex	1	-	1
14	East	Shivajinagar	E5 Sub Division	BESCOM -Lingarajapuram O&M	1	-	1
15	East	Indiranagar	E6 - Indiranagar	BESCOM - E6 Indiranagar SDO	1	2	3
16	East	Indiranagar	E6 Indiranagar	BDA Domlur Complex	1	-	1
17	East	Indiranagar	E6 Indiranagar	TTMC Domlur	2	-	2
18	East	Whitefield	E7 K R Puram	BBMP KR Puram Office	1	-	1
19	East	Whitefield	E7 K R Puram	RTO K R Puram Office	2	-	2
20	East	Shivajinagar	E8 - Banasawadi	BESCOM - E8 Banasawadi SDO	1	2	3
21	East	Shivajinagar	E8 Banasawadi	BBMP Horamavu Office	2	-	2
22	East	Shivajinagar	E9 - Nagawara	BESCOM -Nagawara Sub Division	1	-	1
23	East	Vidhana-soudha	W4 - AnandRao Circle	BESCOM -Corporate Office	1	4	5
24	East	Vidhana-soudha	W4 Anandrao Circle	KPTCL W4 Subdivision	2	-	2
25	North	Jalahalli	C3 - Jalahalli	BESCOM - Jalahalli SDO	1	-	1
26	North	Malleswaram	C6 Matthikere	TTMC Yeshawanthapura	3	-	3
27	North	Malleswaram	C6-Mattikere	BESCOM - C6 Mathikere SDO	1	2	3
28	North	Hebbala	C7 Yelahanka	RTO Yelahanka	2	-	2
29	North	Hebbala	C7-Yelahanka	BESCOM - C7 SDO	1	2	3
30	North	Hebbala	C8 Sahakaranagar	BBMP Sahakaranagara Office	2	-	2
31	North	Jalahalli	C9 - Vidyaranyapura	BESCOM -Vidyaranyapura SDO	1	-	1
32	North	Peenya	N4 - Peenya	BESCOM - N4 Peenya SDO	1	2	3
33	North	Peenya	N4 - Peenya	BESCOM - Hegganahalli O&M	1	-	1
34	North	Peenya	N4 Peenya	KSRTC Peenya	2	-	2
35	North	Peenya	N5 - SRS Gate	BESCOM - Peenya SRS O&M	1	-	1

36	North	Peenya	N5 - SRS Gate	BESCOM - Shettihalli (Peenya) O&M	1	-	1
37	North	Jalahalli	N9 - Soladevanahalli	BESCOM - Bagalagunte O&M	1	-	1
38	Ram-nagara	Chandapura	Chandapura Sub Division	BESCOM - Chandapura Sub Division	2	-	2
39	Ram-nagara	Chandapura	Jigani SDO	KIADB Jigani I.A	2	-	2
40	South	HSR L/O	S10 Bannerghatta	BBMP Gottigere office	1	-	1
41	South	HSR L/O	S10 Bannerghatta	RTO Electronic City	2	-	2
42	South	HSR L/O	S11 HSR	BBMP Doddakanneli Office	2	-	2
43	South	HSR L/O	S19 Vijayabank L/o	BBMP Vijaya Bank L/O (Bilekahalli)	1	-	1
44	South	HSR L/O	S20 - Agara	BESCOM - HSR Division Office SDO	2	2	4
45	South	Jayanagar	S1 Jayanagar	BBMP Jayanagar office	1	-	1
46	South	Jayanagar	S14 - JP Nagar	BESCOM - BTM L/o O&M	1	2	3
47	South	Jayanagar	S14 JP Nagar	BBMP Ward 177 Office (Near BoB)	1	-	1
48	South	Jayanagar	S15 - Katriguppe	BESCOM - Katriguppe SDO	1	2	3
49	South	Jayanagar	S18 - Chikkalasandra	BESCOM - Chikkalasandra O&M	1	-	1
50	South	Jayanagar	S2 Wilson Garden	BBMP Corporation office,	3	-	3
51	South	Jayanagar	S2 Wilson Garden	TTMC Shantinagar	2	-	2
52	South	Jayanagar	S5- ISRO Layout	BESCOM - ISRO Layout O&M	1	-	1
53	South	Jayanagar	S6 - JP Nagar	BESCOM - JP Nagar O&M-1	1	-	1
54	South	Koramangala	S3 - Austin Town	BESCOM - Murugeshpalya S17 SDO	1	2	3
55	South	Koramangala	S9 Banashankari	BDA Banashankari	1	-	1
56	West	Kengeri	K1 Kengeri	TTMC Kengeri	2	-	2
57	West	Kengeri	K1 -Kengeri	BESCOM - Kumbalagodu O&M	1	-	1
58	West	Kengeri	K3 - Kaggalipura	BESCOM - Kaggalipura SDO	2	-	2
59	West	Kengeri	K4 - RR Layout	BESCOM -RR Layout O&M	1	-	1
60	West	Kengeri	K4 - RR layout	RTO Jnanabharti	2	-	2
61	West	Rajajinagar	N2 KHB Colony	TTMC Vijayanagar	3	-	3
62	West	Rajajinagar	N8 - Nagarabavi	BESCOM - PapareddyPalya O&M	1	-	1
63	West	Rajajinagar	N8 - Nagarabavi	BESCOM -Mallathalli O&M	1	-	1
64	West	Rajajinagar	N8 - Nagarabhavi	BDA Nagarabhavi	2	-	2
65	West	RR Nagar	W1 Sub Division	BESCOM - Avalahalli SDO	1	-	1
66	West	RR Nagar	W2 - Chamarajapete	BESCOM - Shankarapuram O&M	1	-	1
67	West	RR Nagar	W6 - Byatarayanapura	BESCOM - Byatarayanapura SDO	2	2	4
68	West	RR Nagar	W6 Byatarayanapura	KSRTC Mysore Road Satellite	2	-	2
69	West	RR Nagar	W7 -RR Nagara	W7 - SDO (Kengeri TTMC) SDO	1	-	1
70	West	RR Nagar	W8 NR COLONY	BBMP Thyagarajanagara Office	2	-	2
				Total	100	26	126

17. DEVELOPMENT AND ENCOURAGEMENT OF ECO FRIENDLY ALTERNATIVE FUELS IN VEHICLES

With a view to reduce vehicular air pollution, vehicle manufacturers are introducing new vehicles in the market with eco friendly alternative fuels like electricity , BATTERY OPERATED, LPG, CNG etc. which are less or zero in emission of pollutants. To encourage and popularize the use of these vehicles, Department is assisting to get loans to battery operated vehicles through financial institutions.

The Government has proposed to promote ethanol mixed petrol as fuel to control air pollution in the State by selling the same through petrol bunks for which the oil companies and sugar manufacturing companies have to jointly workout the scheme. Further, M/s GAIL Ltd. has established CNG re-filling stations in Bangalore City. In order to control vehicular pollution and also to encourage the usage of CNG fuel, the Transport Department has granted permission to four CNG retrofitment centres in Bangalore City. During the year 2019-20, permission has been accorded for establishment of 02 CNG retrofitment centres in Bangalore City, so far totally 8 centres are functioning. Further, permission will be sanctioned for establishment of CNG retrofitment centres in other parts of the State also.

17.1 AWARENESS PROGRAMMES FOR VEHICLE USERS AND CONTROL OF AIR POLLUTION.

It is also proposed and action being taken to hold awareness programmes to promote the use of battery / solar energy operated vehicles, opening of LPG refilling stations, use of pre-mixed 2T oil and opening of Emission Test Centres at fuel dispensing stations.

17.2 UTILIZATION OF GREEN TAX

The amount collected under Green Tax is being used for programmes chalked out for control of air pollution by vehicles under the proper guidance of the Government.

18. EFFECTIVE ENFORCEMENT ACTIVITIES FOR CONTROL OF AIR AND NOISE POLLUTION

18.1 AIR-POLLUTION

During the year 2019-20 from 1-4-2019 to 31-03-2020 checking was conducted on polluting vehicles, during the said period 17,67,623 vehicles were checked, cases were booked against 43,850 vehicles. and Rs.4.76 crores is collected as fine.

18.2 NOISE-POLLUTION

During the year 2019-20 from 1-4-2019 to 31-03-2020, checking was conducted against noise polluting vehicles, and 16,16,430 vehicles were checked, cases were booked against 35,401 vehicles and Rs.6.21 crores is collected as fine.

19. ROAD SAFETY MANAGEMENT INITIATIVE.

19.1 NEW TECHNOLOGY FOR ISSUE AND RENEWAL OF FITNESS CERTIFICATES

Inspection pits/ramps have been set up at the offices of Mangalore, Belagavi, Hassan, Chitradurga, Hospet, Raichur and Puttur to inspect the vehicles in a scientific manner for issue and renewal of fitness certificates. Action is under progress to set up this system in all the remaining offices of the state.

19.2 ACTION AGAINST DRUNKEN AND DRIVING

Nowadays, drunken drivers are more in numbers and are involved in more number of accidents during night hours. Strict action is being taken against those drunken drivers by carrying out effective enforcement activities. It is also proposed to provide measuring equipments for the checking staff. Accident spots / zones are identified and action is being taken for road safety measures in those areas like laying road humps, display of sign boards, etc. Further, Tele-serials developed by the department are telecast through radio and TV Channels, publishing or write ups news papers and magazines, display of hoarding's, banners at major public places of city/towns and distribution of information pamphlets, brochures etc., are being carried out.

During the year 2019-20, the Transport Department has received 40,270 Driving Licenses from the police Department for taking the action against the Driving License holders for having committed the offence of Drunk and Driving and other Traffic rules in Karnataka State. The Department has suspended totally 18,935 Driving Licenses out of which, 8480 Driving Licenses for Drunken Driving and 10,455 Licences were suspended for other offenses. Notices have been issued in remaining 21,335 cases.

19.3 TRAINING FOR STAFF ON ROAD SAFETY

Effective training has been imparted to the officers and staff working for road safety initiatives. Road Safety Centres have been opened at all the offices of the state, where classes are being conducted for public going to offices. They are also educated about prevention of road accidents, its effects and safety measures in a scientific way.

19.4 ROAD SAFETY PROGRAMMES

As per the directions issued to all the States of the Country by the Ministry of Road Transport and Highways, the 31st Road Safety Week has been observed from 14-01-2020 to 20-01-2020 with the theme of "Bringing change to youth power". In the State of Karnataka, the road Safety week has been observed jointly by the Departments of Transport and police in which road users, students, drivers/owners and public were guided about road safety so as to create awareness among them. Road safety week was observed at all the Regional/ Asst. Regional Transport Offices of the State with the co-operation of local non-governmental organizations by distributing the posters, CDs, calendars issued by the Central Government to the owners, drivers and the public who visits the offices.

19.5 CONTROL OF CARRYING OVERLOAD IN GOODS VEHICLES AND PUBLIC SERVICE VEHICLES.

The carrying of overload in goods vehicles by violating the permit conditions is the main reason for the vehicular air pollution and road accidents. In order to check this menace, the Transport Department has taken stringent and planned action by suitably instructing all the executive staff of check posts situated at the borders of the State.

During the year 2019-20 (1-4-2019 to 31-3-2020), as many as 15,13,662 goods vehicles have been checked, 6,356 cases have been booked and 2,461 vehicles seized and Rs.11.08 crore has been collected as fine for overload offenses. As per Supreme Court directions fine is being enforced under Sec. 200 and excess load is being un-loaded from the vehicles in respect of 5362 cases.

19.6 MOTOR VEHICLE DRIVER TRAINING SCHOOLS

The details of the motor vehicle driver Training Schools functioning in the State are as follows.

SI No.	Name of the Division	Total No. of driving Schools
1	Bangalore Urban.	537
2	Bangalore Rural	188
3	Mysuru	199
4	Shivamogga	321
5	Belagavi	253
6	Kalaburgi	168
	Total	1666

20. INFRASTRUCTURE DEVELOPMENT OF THE TRANSPORT DEPARTMENT

20.1 CONSTRUCTION OF OWN BUILDINGS FOR OFFICES.

The Department is having 91 Offices consisting of Transport Commissioner, Additional commissioner for Transport, Joint Commissioners for Transport, Deputy Commissioners for Transport & Sr. Regional Transport Officers/ Regional Transport Officers / Asst. Regional Transport Officers and check posts. 49 offices are functioning in own buildings, 28 offices in rented Buildings, 2 offices in Government buildings and 12 check posts are functioning in temporary structures/sheds. The Government of Karnataka has granted Rs.11.40 crores in the year 2019-20 for construction of buildings. The details are as follows.

20.2 CONSTRUCTION OF OFFICE BUILDINGS

Building construction work is under progress for the following offices.

SI.No.	Name of the office
1	DCT & Sr. RTO, Bengaluru (South)
2	RTO, Dharwad (East)
3	RTO Hospete
4	RTO Koppala
5	RTO, Vijayapura
6	ARTO, Basavakalyana

THE OFFICE BUILDING IS IN FINAL STAGE OF COMPLETION AS FOLLOWS

SI.No.	Name of the office
1	DCT & SR. RTO, Bangalore Central

21. CONSTRUCTION OF DRIVING TRACKS.

Importance of proper and scientific testing of the Driving skills as prescribed under the Act and Rules has become more important in the present scenario where road accidents are on increase every day. Therefore, the Department has decided to have at least one scientifically designed driving track for each office to conduct quality driving tests. These driving tracks provide all requirements for testing the driving skills of the candidates.

In this direction the department has formulated Automated driving test track at RTO offices of Jnanabharathi and Electronic City. Formulated temporary Driving Tracks at RTO Kolar, Bellary, Dharwad, KGF, Kalaburgi, Hospet and Raichur. Action is being taken to obtain sites for construction of Driving Tracks to the remaining offices .

Construction of driving test tracks is completed for the following offices:

Sl.No	Name of the Office
1	RTO, Bagalkot
2	RTO, Haveri
3	RTO, Vijayapura
4	RTO, Belagavi
5	RTO, Hassan
6	RTO, Chitradurga
7	RTO, Kalaburgi
8	ARTO, Bailahongala

The BMTC has constructed driving test track at Peenya in 1.4 acre land and the same is being used by the Transport Department.

21.1 AUTOMATED/COMPUTERIZED DRIVING TESTING TRACK

Automated Driving Testing Tracks have been established at Jnanabharathi, electronic city and Mysore and also testing track established at following places and the work of installation of sensors is in progress.

(Rs. In Crores)

Sl. No.	Place	Work entrusted to	Estimated Amount
1	Hassan	K.S.R.T.C	4.00
2	Dharwad	K.S.R.T.C.	4.00
3	Shivamogga	K.S.R.T.C/ PWD	4.00

Construction work completed

Sl. No	Place	Work entrusted to	Estimated Amount (Rs. in crores)
1	Mysore	KSRTC	4.00
2	Kalaburgi	NEKRTC	4.15

Construction work has been completed in Mysore and functioning of this track will be started soon. Further, construction work is in final stage of completion at Kalaburgi, Hassan, Dharwad, and Shivamogga. At Raichur, Mangalore and Belagavi the construction of Automated driving tracks are under progress.

Along with, necessary action will be taken to establish Automated Driving Testing Tracks at Bellary, Gadag, Madikeri, Hospete, Chikkodi, Kolar and Udupi.

21.2 BASIC FACILITIES AND OWN BUILDINGS FOR CHECK POSTS

Out of 15 check posts, Attibele, Kognalli and Kagawad checkpoints have own buildings. Government has given permission for constructing own building for Gundlupet check post and funds has been released for constructing own building for Bagepalli Check Post. 10 Check posts are working in temporary sheds. Talapady and Nangli Check posts are having land to construct own buildings.

21.3 INSPECTION AND CERTIFICATION CENTRE

1. A fully functional Inspection and Certification Centre in Nelamangala established with the help of Ministry of Road Transport and Highway (MORTH) and ARAI, Pune.
2. To establish Vehicle Fitness Testing Centre At Chokkanahalli near Rajanukunte, Bangalore at a estimated cost of Rs.894 lakhs. The project is implemented by BMTC. Civil work has been completed, installation of machineries is under progress.
3. Installing of equipment and machineries for the following places is under progress.

(Rs. In Crores)

Sl. No.	Place	Work entrusted to	Estimated Amount
1	Mysuru	K.S.R.T.C	13.02
2	Dharwad	K.S.R.T.C	12.52

4. The necessary action has been taken to establish Inspection and Certification centre at Shivamogga, Kalaburagi and Mangalore.

21.4 ESTABLISHMENT OF HEAVY VEHICLE DRIVER TRAINING INSTITUTE

To produce quality drivers, Government has accorded approval for establishment of Heavy Vehicle Driver Training Institutes. Heavy Vehicle Driver Training Institutes at Yelahanka (Bangalore) and Dharwad has been established for training of Heavy Vehicle drivers. Work has been completed. A society has been formulated to run the said institution under the chairmanship of Transport Commissioner.

Along with these two, establishment of Heavy Vehicle Driver Training Institutes at Kalaburagi and Mangalore are in final stage of completion.

(Rs. In lakhs)

Sl. No.	Place	Estimated Amount	Released amount as on 31-03-2020
1	Mangalore, Heavy Vehicle Driver Training Institute	1500.00	750.00
2	Kalaburagi, Heavy Vehicle Driver Training Institute	1500.00	1310.25

22. Information furnished under Right to Information Act., 2005.

Right to Information Act 2005 (Central Act 22) has been implemented as per the Govt. order No.SARIE 197 DPAR dated 18-7-2005. The Transport Department has appointed Public Information Officers and Asst. Public Information Officers as required under Sect.5(1), 5(2) and 19(1) of the said Act. Accordingly, the concerned officers are disposing off the applications received from the public.

23. Sakala :

Sakala system has been implemented in all the Regional Transport offices of the Transport Department and the following services are covered.

Sl. No.	Services covered under Karnataka Sakala Services Act 2011
1.	Learner's Licence
2.	Duplicate copy of Learner's Licence
3.	Change of Address in Learner's Licence
4.	Driving Licence
5.	Renewal of Driving Licence
6.	Duplicate Driving Licence
7.	Conductor's Licence and Badge Distribution
8.	Duplicate copy of Conductor's Licence and Badge
9.	Change of Address in Conductor's Licence
10.	Renewal of Conductor's Licence
11.	Licence for Opening of New Driving Schools
12.	Renewal of Driving School Licence
13.	International Driving Permit
14.	Certificate of Registration
15.	Duplicate copy of Certificate of Registration
16.	Temporary Registration Certificate
17.	Transfer for vehicle Ownership
18.	Transfer of ownership after the death of vehicle owner
19.	Change Ownership of the vehicle purchasing in public auction (Karnataka state)
20.	Hypothecation or Hire-Purchase Entry / Lease Agreement
21.	Distributing Clearance / Releasing Certificate
22.	B-Register Extract
23.	Renewal of Registration Certificate (NT)
24.	Renewal of Fitness Certificate (TR)

**STATISTICS
DETAILS OF REGISTRATION OF VEHICLES**

24. VEHICLE STATISTICS

VEHICLE REGISTRATION DETAILS

Section 39 of the Motor Vehicles Act, 1988 makes it mandatory that every motor vehicle shall be registered before it is put for use on any public road. The Regional Transport Officers and Assistant Regional Transport Officers are the registering Authorities for their regions under Chapter IV of the Motor Vehicles Act. Total Number of Motor Vehicles registered and kept for use in the State as at the end of 31-03-2020 is 26117614.

25. The details of Vehicle registration in Karnataka as on 31.03.2020

Categories of different vehicles along with percentage of increase over the previous year is as below

Sl. No.	CATEGORY OF VEHICLES	Newly Registered During			Total Registered as on			% of Increase
		2017-2018	2018-2019	2019-2020	31.03.2018	31.03.2019	31.03.2020	
	NON TRANSPORT VEHICLE							
1	Two Wheelers	1185182	1263234	1160971	16082941	17349311	18510282	6.69
2	Cars	201247	197974	180429	3378183	3576304	3756733	5.04
3	Omni Buses	197	573	571	14965	15541	16112	3.67
4	Tractors	32209	37169	35839	513792	551130	586969	6.50
5	Trailers	14200	12329	12550	300150	308865	321415	4.06
6	Construction Moving Equipment	227	1043	2376	1394	2440	4816	97.38
7	Private Service Vehicle	12	337	621	522	859	1480	72.29
8	Other Vehicles	9637	9751	7502	71212	84699	92201	8.86
	TOTAL NON TRANSPORT VEHICLES(A)	1442911	1522410	1400859	20363159	21889149	23290008	6.40
9	TRANSPORT VEHICLE							
a.	Multi Axled/Articulated Vehicle	2129	840	454	18162	19002	19456	2.39
b.	Trucks and Lorries	12909	20126	16126	448947	469081	485207	3.44
	TOTAL	15038	20966	16580	467109	488083	504663	3.40
10	LIGHT GOODS VEHICLES							
a.	Four Wheeler	31676	41145	40479	461687	502899	543378	8.05
b.	Three Wheeler	8546	10435	9658	177777	188223	197881	5.13
	TOTAL	40222	51580	50137	639464	691122	741259	7.25
11	Buses	10561	7454	8453	243373	254646	263099	3.31
	TOTAL	10561	7454	8453	243373	254646	263099	3.31
12	TAXIES							
a.	Motor Cabs	22500	23669	20572	290250	313912	334484	6.55
b.	Maxi Cabs	3736	4064	3852	107073	111137	114989	3.47
c.	Others	0	5	278	22	27	305	1029.63
	TOTAL	26236	27738	24702	397345	425076	449778	5.81
13	LMV PASSENGER							
a.	Three Seater(A/R)	30178	43323	41632	638898	682325	723957	6.10
14	Other Vehicles	5440	20564	33264	91763	111586	144850	29.81
	TOTAL	35618	63887	74896	730661	793911	868807	9.43
	TOTAL TRANSPORT(B)	127675	171625	174768	2477952	2652838	2822606	6.57
	TOTAL (A)+(B)	1570586	1694035	1575627	22841111	24541987	26117614	6.42

25.1 Number of Registered Vehicles in Bangalore Metropolitan City as on 31.03.2020

Sl. No.	CATEGORY OF VEHICLES	Newly Registered During			Total Registered as on			% of Increase
		2017-2018	2018-2019	2019-2020	31.03.2018	31.03.2019	31.03.2020	
	NON TRANSPORT VEHICLE							
1	Two Wheelers	418955	460068	414635	5542012	6003597	6418232	6.91
2	Cars	114186	111000	101860	1775462	1887649	1989509	5.39
3	Omni Buses	31	24	32	4936	4937	4969	0.65
4	Tractors	1095	1490	1963	30610	32114	34077	6.11
5	Trailers	654	918	1039	11802	11987	13026	8.67
6	Construction Moving Equipment	86	228	715	636	865	1580	82.66
7	Private Service Vehicle	0	127	254	42	169	423	150.30
8	Other Vehicles	2774	1923	2366	29814	32468	34834	7.29
	TOTAL NON TRANSPORT VEHICLES(A)	537781	575778	522864	7395314	7973786	8496650	6.56
9	TRANSPORT VEHICLE							
a.	Multi Axled/Articulated Vehicle	1965	584	295	14248	14807	15102	1.99
b.	Trucks and Lorries	4573	7549	6063	157430	165020	171083	3.67
	TOTAL	6538	8133	6358	171678	179827	186185	3.54
10	LIGHT GOODS VEHICLES							
a.	Four Wheeler	8434	11599	11277	143870	155523	166800	7.25
b.	Three Wheeler	2548	3737	3620	53255	57002	60622	6.35
	TOTAL	10982	15336	14897	197125	212525	227422	7.01
11	Buses	3604	3327	4034	105596	112843	116877	3.57
	TOTAL	3604	3327	4034	105596	112843	116877	3.57
12	TAXIES							
a.	Motor Cabs	13307	13912	12055	170381	184361	196416	6.54
b.	Maxi Cabs	2182	2555	2656	49544	52127	54783	5.10
c.	Others	0	0	112	18	18	130	622.22
	TOTAL	15489	16467	14823	219943	236506	251329	6.27
13	LMV PASSENGER							
a.	Three Seater(A/R)	12202	19829	17273	252271	272118	289391	6.35
14	Other Vehicles	2574	17955	30697	22347	39811	70508	77.11
	TOTAL	14776	37784	47970	274618	311929	359899	15.38
	TOTAL TRANSPORT(B)	51389	81047	88082	968960	1053630	1141712	8.33
	TOTAL (A)+(B)	589170	656825	610946	8364274	9027416	9638362	6.76

25.2 STATEMENT SHOWING MOTOR VEHICLES REGISTERED AS ON 31-03-2020 IN KARNATAKA STATE

Sl. No.	CATEGORY OF VEHICLES	TOTAL VEHICLES AS ON 31-03-2019	NEWLY REGISTERED IN THE YEAR 2019-2020	TOTAL VEHICLES AS ON 31-03-2020
	NON TRANSPORT VEHICLE			
1	Two Wheelers	17349311	1160971	18510282
2	Cars	3576304	180429	3756733
3	Omni Buses	15541	571	16112
4	Tractors	551130	35839	586969
5	Trailers	308865	12550	321415
6	Construction Moving Equipment	2440	2376	4816
7	Private Service Vehicle	859	621	1480
8	Other Vehicles	84699	7502	92201
	TOTAL NON TRANSPORT VEHICLES(A)	21889149	1400859	23290008
9	TRANSPORT VEHICLE			
a.	Multi Axled/Articulated Vehicle	19002	454	19456
b.	Trucks and Lorries	469081	16126	485207
	TOTAL	488083	16580	504663
10	LIGHT GOODS VEHICLES			
a.	Four Wheeler	502899	40479	543378
b.	Three Wheeler	188223	9658	197881
	TOTAL	691122	50137	741259
11	Buses	254646	8453	263099
	TOTAL	250837	8453	263099
12	TAXIES			
a.	Motor Cabs	313912	20572	334484
b.	Maxi Cabs	11137	3852	114989
c.	Others	27	278	305
	TOTAL	425076	24702	449778
13	LMV PASSENGER			
a.	Three Seater(A/R)	682325	41632	723957
14	Other Vehicles	111586	33264	144850
	TOTAL	793911	74896	868807
	TOTAL TRANSPORT(B)	2652838	174768	2827606
	TOTAL (A)+(B)	24541987	1575627	26117614

25.3 STATEMENT SHOWING MOTOR VEHICLES REGISTERED AS ON 31-03-2020 IN BANGALORE METROPOLITAN CITY

Sl. No.	CATEGORY OF VEHICLES	TOTAL VEHICLES AS ON 31-03-2019	NEWLY REGISTERED IN THE YEAR 2019-2020	TOTAL VEHICLES AS ON 31-03-2020
	NON TRANSPORT VEHICLE			
1	Two Wheelers	6003597	414635	6418232
2	Cars	1887649	101860	1989509
3	Omni Buses	4937	32	4969
4	Tractors	32114	1963	34077
5	Trailers	11987	1039	13026
6	Construction Moving Equipment	865	715	1580
7	Private Service Vehicle	169	254	423
8	Other Vehicles	32468	2366	34834
	TOTAL NON TRANSPORT VEHICLES(A)	7973786	522864	8496650
9	TRANSPORT VEHICLE			
a.	Multi Axled/Articulated Vehicle	14807	295	15102
b.	Trucks and Lorries	165020	6063	171083
	TOTAL	179827	6358	186185
10	LIGHT GOODS VEHICLES			
a.	Four Wheeler	155523	11277	166800
b.	Three Wheeler	57002	3620	60622
	TOTAL	212525	14897	227422
11	Buses	112843	4034	116877
	TOTAL	112843	4034	116877
12	TAXIES			
a.	Motor Cabs	184361	12055	196416
b.	Maxi Cabs	52127	2656	54783
c.	Others	18	112	130
	TOTAL	236506	14823	251329
13	LMV PASSENGER			
a.	Three Seater(A/R)	272118	17273	289391
14	Other Vehicles	39811	30697	70508
	TOTAL	311929	47970	359899
	TOTAL TRANSPORT(B)	1053630	88082	1141712
	TOTAL (A)+(B)	9027416	610946	9638362

25.4 TOTAL REGISTERED VEHICLES IN BANGALORE METROPOLITAN CITY AS ON 31-03-2019

Sl. No.	CATEGORY OF VEHICLES	BNG CENTRAL	BNG WEST	BNG EAST	BNG NORTH	BNG SOUTH	KR PURAM	JNANA BHARATI	ELEC-CITY	YALA-HANKA	DEVANA-HALLI	RTO AIR	CHANDA-PURA	TOTAL
	NON TRANSPORT VEHICLE													
1	Two Wheelers	639054	800133	885740	793248	987167	428110	330574	578339	232257	113964	0	215011	6003597
2	Cars	223878	206891	344739	269400	312274	130394	82255	180730	63481	21637	1	51969	1887649
3	Omni Buses	365	458	484	655	530	328	230	114	153	171	0	1449	4937
4	Tractors	318	1661	3384	2594	4602	3222	1167	6364	1443	3874	0	3485	32114
5	Trailers	20	90	113	98	326	2203	793	3235	940	2549	0	1620	11987
6	Construction Moving Equipment	182	23	6	5	10	16	14	157	10	43	0	399	865
7	Private Service Vehicle	12	98	4	15	3	17	3	4	7	2	0	4	169
8	Other Vehicles	10298	3750	1482	1918	3422	1023	1323	5782	1089	904	0	1477	32468
	TOTAL NON TRANSPORT VEHICLES(A)	874127	1013104	1235952	1067933	1308334	565313	416359	774725	299380	143144	01	275414	7973786
9	TRANSPORT VEHICLE													
a.	Multi Axled/Articulated Vehicle	10642	299	727	258	662	586	106	1002	14	57	0	454	14807
b.	Trucks and Lorries	55024	16245	9823	12081	22593	9625	6500	15061	5875	3943	0	8250	165020
	TOTAL	65666	16544	10550	12339	23255	10211	6606	16063	5889	4000	0	8704	179827
10	LIGHT GOODS VEHICLES													
a.	Four Wheeler	17372	14872	8639	14952	23585	15940	11808	22282	6471	4673	0	14929	155523
b.	Three Wheeler	8643	15024	6007	5612	11035	2046	3892	2259	1028	668	0	788	57002
	TOTAL	26015	29896	14646	20564	34620	17986	15700	24541	7499	5341	0	15717	212525
11	Buses	23505	14112	14625	15298	12912	7550	4495	10364	2653	1293	3809	2227	112843
	TOTAL	23505	14112	14625	15298	12912	7550	4495	10364	2653	1293	3809	2227	112843
12	TAXIES													
a.	Motor Cabs	18074	25982	34712	18960	25861	14199	13542	18793	7759	1525	0	4954	184361
b.	Maxi Cabs	5599	8688	6600	4965	8979	3722	3517	5392	1780	748	0	2137	52127
c.	Others	0	0	13	0	0	1	2	2	0	0	0	0	18
	TOTAL	23673	34670	41325	23925	34840	17922	17061	24187	9539	2273	0	7091	236506
13	LMV PASSENGER													
a.	Three Seater(A/R)	34708	68719	53593	27367	63868	4686	11777	2503	1583	2359	0	955	272118
14	Other Vehicles	1790	1900	6580	1601	6793	2070	1056	15739	851	857	0	574	39811
	TOTAL	36498	70619	60173	28968	70661	6756	12833	18242	2434	3216	0	1529	311929
	TOTAL TRANSPORT(B)	175357	165841	141319	101094	176288	60425	56695	93397	28014	16123	3809	35268	1053630
	TOTAL (A)+(B)	1049484	1178945	1377271	1169027	1484622	625738	473054	868122	327394	159267	3810	310682	9027416

25.5 VEHICLES NEWLY REGISTERED IN BANGALORE METROPOLITAN CITY IN THE YEAR 2019-20

Sl. No.	CATEGORY OF VEHICLES	BNG CENTRAL	BNG WEST	BNG EAST	BNG NORTH	BNG SOUTH	KR PURAM	JNANA BHARATI	ELEC-CITY	YALA-HANKA	DEVANA-HALLI	CHAND-APURA	RTO A/R	TOTAL
	NON TRANSPORT VEHICLE													
1	Two Wheelers	47183	50657	58488	50154	69539	40926	20477	46307	19588	5835	5481	0	414635
2	Cars	11607	9070	19250	13438	16458	7755	5030	13500	4316	817	591	28	101860
3	Omni Buses	2	16	1	3	1	2	0	7	0	0	0	0	32
4	Tractors	0	0	0	0	2	58	36	1406	109	195	157	0	1963
5	Trailers	2	1	1	1	1	30	22	741	82	95	63	0	1039
6	Construction Moving Equipment	68	56	17	12	16	98	75	244	55	56	18	0	715
7	Private Service Vehicle	30	74	14	53	21	35	16	5	3	2	1	0	254
8	Other Vehicles	577	132	55	39	43	57	71	1244	39	48	61	0	2366
	TOTAL NON TRANSPORT VEHICLES(A)	59469	60006	77826	63700	86081	48961	25727	63454	24192	7048	6372	28	522864
9	TRANSPORT VEHICLE													
a.	Multi Axled/Articulated Vehicle	277	5	0	0	0	3	0	6	1	0	3	0	295
b.	Trucks and Lorries	1547	463	227	224	222	713	308	1549	219	155	436	0	6063
	TOTAL	1824	468	227	224	222	716	308	1555	220	155	439	0	6358
10	LIGHT GOODS VEHICLES													
a.	Four Wheeler	946	938	835	1160	1274	1777	758	2122	487	366	614	0	11277
b.	Three Wheeler	339	395	645	428	239	105	573	725	76	70	25	0	3620
	TOTAL	1285	1333	1480	1588	1513	1882	1331	2847	563	436	639	0	14897
11	Buses	176	40	208	86	70	430	179	1847	149	87	147	615	4034
	TOTAL	176	40	208	86	70	430	179	1847	149	87	147	615	4034
12	TAXIES													
a.	Motor Cabs	673	686	4098	1203	1333	865	850	1751	448	102	46	0	12055
b.	Maxi Cabs	323	179	727	144	279	100	138	680	64	4	18	0	2656
c.	Others	11	10	28	10	10	12	10	8	12	0	1	0	112
	TOTAL	1007	875	4853	1357	1622	977	998	2439	524	106	65	0	14823
13	LMV PASSENGER													
a.	Three Seater(A/R)	8750	1637	5323	476	509	43	279	43	14	154	45	0	17273
14	Other Vehicles	110	18	6686	9	8400	27	666	13981	751	37	12	0	30697
	TOTAL	8860	1655	12009	485	8909	70	945	14024	765	191	57	0	47970
	TOTAL TRANSPORT(B)	13152	4371	18777	3740	12336	4075	3761	22712	2221	975	1347	615	88082
	TOTAL (A)+(B)	72621	64377	96603	67440	98417	53036	29488	86166	26413	8023	7719	643	610946

25.6 TOTAL VEHICLES REGISTERED AND KEPT FOR USE IN BANGALORE METROPOLITAN CITY AS ON 31-03-2020

Sl. No.	CATEGORY OF VEHICLES	BNG CENTRAL	BNG WEST	BNG EAST	BNG NORTH	BNG SOUTH	KR PURAM	JNANA BHARATI	ELEC-CITY	YALA-HANKA	DEVANA-HALLI	RTO AIR	CHANDA-PURA	TOTAL
	NON TRANSPORT VEHICLE													
1	Two Wheelers	686237	850790	944228	843402	1056706	469036	351051	624646	251845	119799	0	220492	6418232
2	Cars	235485	215961	363989	282838	328732	138149	87285	194230	67797	22454	29	52560	1989509
3	Omni Buses	367	474	485	658	531	330	230	121	153	171	0	1449	4969
4	Tractors	318	1661	3384	2594	4604	3280	1203	7770	1552	4069	0	3642	34077
5	Trailers	22	91	114	99	327	2233	815	3976	1022	2644	0	1683	13026
6	Construction Moving Equipment	250	79	23	17	26	114	89	401	65	99	0	417	1580
7	Private Service Vehicle	42	172	18	68	24	52	19	9	10	4	0	5	423
8	Other Vehicles	10875	3882	1537	1957	3465	1080	1394	7026	1128	952	0	1538	34834
	TOTAL NON TRANSPORT VEHICLES(A)	933596	1073110	1313778	1131633	1394415	614274	442086	838179	323572	150192	29	281786	8496650
9	TRANSPORT VEHICLE													
a.	Multi Axled/Articulated Vehicle	10919	304	727	258	662	589	106	1008	15	57	0	457	15102
b.	Trucks and Lorries	56571	16708	10050	12305	22815	10338	6808	16610	6094	4098	0	8686	171083
	TOTAL	67490	17012	10777	12563	23477	10927	6914	17618	6109	4155	0	9143	186185
10	LIGHT GOODS VEHICLES													
a.	Four Wheeler	18318	15810	9474	16112	24859	17717	12566	24404	6958	5039	0	15543	166800
b.	Three Wheeler	8982	15419	6652	6040	11274	2151	4465	2984	1104	738	0	813	60622
	TOTAL	27300	31229	16126	22152	36133	19868	17031	27388	8062	5777	0	16356	227422
11	Buses	23681	14152	14833	15384	12982	7980	4674	12211	2802	1380	4424	2374	116877
	TOTAL	23681	14152	14833	15384	12982	7980	4674	12211	2802	1380	4424	2374	116877
12	TAXIES													
a.	Motor Cabs	18747	26668	38810	20163	27194	15064	14392	20544	8207	1627	0	5000	196416
b.	Maxi Cabs	5922	8867	7327	5109	9258	3822	3655	6072	1844	752	0	2155	54783
c.	Others	11	10	41	10	10	13	12	10	12	0	0	1	130
	TOTAL	24680	35545	46178	25282	36462	18899	18059	26626	10063	2379	0	7156	251329
13	LMV PASSENGER													
a.	Three Seater(A/R)	43458	70356	58916	27843	64377	4729	12056	2546	1597	2513	0	1000	289391
14	Other Vehicles	1900	1918	13266	1610	15193	2097	1722	29720	1602	894	0	586	70508
	TOTAL	45358	72274	72182	29453	79570	6826	13778	32266	3199	3407	0	1586	359899
	TOTAL TRANSPORT(B)	188509	170212	160096	104834	188624	64500	60456	116109	30235	17098	4424	36615	1141712
	TOTAL (A)+(B)	1122105	1243322	1473874	1236467	1583039	678774	502542	954288	353807	167290	4453	318401	9638362

26. The details of monthwise newly registered vehicle in RTO Office during the year 2019-20
1. Bangalore Central-Koramangala (KA-01)

Sl. No.	CATEGORY OF VEHICLES	AS ON 31-03-2019	VEHICLES NEWLY REGISTERED IN THE YEAR 2019-10												AS ON 31-03-2020
			APRIL	MAY	JUNE	JULY	AUG.	SEPT.	OCTR.	NOVR.	DECR.	JAN.	FEB.	MARCH	
NON TRANSPORT VEHICLE															
1	Two Wheelers	639054	3821	4060	4237	4476	4288	3533	4925	3615	2435	4313	4126	3354	686237
2	Cars	223878	1113	964	833	773	964	726	1161	1109	941	1424	837	762	235485
3	Omni Buses	365	0	0	0	0	0	0	0	0	0	1	0	1	367
4	Tractors	318	0	0	0	0	0	0	0	0	0	0	0	0	318
5	Trailers	20	1	0	1	0	0	0	0	0	0	0	0	0	22
6	Construction Moving Equipment	182	14	3	1	3	7	3	4	7	5	15	2	4	250
7	Private Service Vehicle	12	5	5	1	4	2	1	7	5	0	0	0	0	42
8	Other Vehicles	10298	48	18	24	41	87	50	55	30	45	72	56	51	10875
	TOTAL NON TRANSPORT VEHICLES(A)	874127	5002	5050	5097	5297	5348	4313	6152	4766	3426	5825	5021	4172	933596
TRANSPORT VEHICLE															
a.	Multi Axled/Articulated Vehicle	10642	28	11	10	11	6	10	13	11	19	7	45	106	10919
b.	Trucks and Lorries	55024	157	143	98	125	88	63	81	92	119	128	106	347	56571
	TOTAL	65666	185	154	108	136	94	73	94	103	138	135	151	453	67490
LIGHT GOODS VEHICLES															
a.	Four Wheeler	17372	71	54	68	83	58	52	61	79	79	77	88	176	18318
b.	Three Wheeler	8643	29	26	40	39	28	29	24	47	13	26	17	21	8982
	TOTAL	26015	100	80	108	122	86	81	85	126	92	103	105	197	27300
11	Buses	23505	17	30	20	12	4	19	12	4	9	2	5	42	23681
	TOTAL	23505	17	30	20	12	4	19	12	4	9	2	5	42	23681
TAXIES															
a.	Motor Cabs	18074	23	36	54	78	4	40	37	79	45	77	88	112	18747
b.	Maxi Cabs	5599	71	59	17	21	17	18	6	39	7	24	27	17	5922
c.	Others	0	2	0	0	2	0	2	1	0	0	2	0	2	11
	TOTAL	23673	96	95	71	101	21	60	44	118	52	103	115	131	24680
LMV PASSENGER															
a.	Three Seater(A/R)	34708	608	684	734	969	733	703	728	808	608	725	867	583	43458
14	Other Vehicles	1790	0	1	16	9	1	5	8	8	7	17	9	29	1900
	TOTAL	36498	608	685	750	978	734	708	736	816	615	742	876	612	45358
	TOTAL TRANSPORT (B)	175357	1006	1044	1057	1349	939	941	971	1167	906	1085	1252	1435	188509
	TOTAL (A)+(B)	1049484	6008	6094	6154	6646	6287	5254	7123	5933	4332	6910	6273	5607	1122105

2. Bangalore West – Rajajinagar (KA-02)

Sl. No.	CATEGORY OF VEHICLES	AS ON 31-03-2019	VEHICLES NEWLY REGISTERED IN THE YEAR 2019-10												AS ON 31-03-2020				
			APRIL	MAY	JUNE	JULY	AUG.	SEPT.	OCTR.	NOVR.	DECR.	JAN.	FEB.	MARCH					
	NON TRANSPORT VEHICLE																		
1	Two Wheelers	800133	4132	4945	4641	3891	4928	3603	5350	4263	2148	4467	4317	3972					850790
2	Cars	206891	684	725	735	465	858	539	1068	779	437	1474	673	633					215961
3	Omni Buses	458	0	4	3	2	2	2	1	1	0	0	0	1					474
4	Tractors	1661	0	0	0	0	0	0	0	0	0	0	0	0					1661
5	Trailers	90	0	0	1	0	0	0	0	0	0	0	0	0					91
6	Construction Moving Equipment	23	4	7	5	3	3	2	7	8	0	12	3	2					79
7	Private Service Vehicle	98	14	15	9	0	11	8	7	6	2	1	0	1					172
8	Other Vehicles	3750	1	5	5	7	2	36	4	36	5	19	5	7					3882
	TOTAL NON TRANSPORT VEHICLES(A)	1013104	4835	5701	5399	4368	5804	4190	6437	5093	2592	5973	4998	4616					1073110
9	TRANSPORT VEHICLE																		
a.	Multi Axled/Articulated Vehicle	299	0	5	0	0	0	0	0	0	0	0	0	0					304
b.	Trucks and Lorries	16245	55	33	41	40	26	29	23	19	23	49	56	69					16708
	TOTAL	16544	55	38	41	40	26	29	23	19	23	49	56	69					17012
10	LIGHT GOODS VEHICLES																		
a.	Four Wheeler	14872	70	56	85	75	82	72	79	67	63	102	72	115					15810
b.	Three Wheeler	15024	40	28	32	33	38	20	40	52	25	34	26	27					15419
	TOTAL	29896	110	84	117	108	120	92	119	119	88	136	98	142					31229
11	Buses	14112	4	6	9	5	6	1	0	0	1	2	3	3					14152
	TOTAL	14112	4	6	9	5	6	1	0	0	1	2	3	3					14152
12	TAXIES																		
a.	Motor Cabs	25982	61	68	100	58	48	45	57	62	28	91	54	14					26668
b.	Maxi Cabs	8688	13	26	17	10	18	9	15	13	5	23	14	16					8867
c.	Others	0	2	0	0	2	2	0	0	0	2	0	2	0					10
	TOTAL	34670	76	94	117	70	68	54	72	75	35	114	70	30					35545
13	LMV PASSENGER																		
a.	Three Seater(A/R)	68719	123	131	123	157	181	204	183	97	75	90	139	134					70356
14	Other Vehicles	1900	1	1	1	3	4	1	1	1	1	2	2	0					1918
	TOTAL	70619	124	132	124	160	185	205	184	98	76	92	141	134					72274
	TOTAL TRANSPORT (B)	165841	369	354	408	383	405	381	398	311	223	393	368	378					170212
	TOTAL (A)+(B)	1178945	5204	6055	5807	4751	6209	4571	6835	5404	2815	6366	5366	4994					1243322

4. Bangalore North–Yeshwanthpur (KA-04)

Sl. No.	CATEGORY OF VEHICLES	AS ON	VEHICLES NEWLY REGISTERED IN THE YEAR 2019-10												AS ON			
		31-03-2019	APRIL	MAY	JUNE	JULY	AUG.	SEPT.	OCTR.	NOVR.	DECR.	JAN.	FEB.	MARCH	31-03-2020			
	NON TRANSPORT VEHICLE																	
1	Two Wheelers	793248	4169	4464	4922	4280	4860	3674	5194	3994	2286	4744	3903	3664	843402			
2	Cars	269400	1154	1160	1101	755	1101	826	1432	1456	862	1638	979	974	282838			
3	Omni Buses	655	0	1	0	1	0	0	0	0	1	0	0	0	658			
4	Tractors	2594	0	0	0	0	0	0	0	0	0	0	0	0	2594			
5	Trailers	98	0	0	0	0	0	0	1	0	0	0	0	0	99			
6	Construction Moving Equipment	5	0	0	2	0	1	0	1	0	1	2	0	5	17			
7	Private Service Vehicle	15	4	9	4	7	8	7	4	5	4	0	1	0	68			
8	Other Vehicles	1918	7	0	5	3	3	7	0	1	7	2	3	1	1957			
	TOTAL NON TRANSPORT VEHICLES(A)	1067933	5334	5634	6034	5046	5973	4514	6632	5456	3161	6386	4886	4644	1131633			
	TRANSPORT VEHICLE																	
9	Multi Axled/Articulated Vehicle	258	0	0	0	0	0	0	0	0	0	0	0	0	258			
a.	Trucks and Lorries	12081	27	8	28	26	22	16	12	4	5	22	12	42	12305			
	TOTAL	12339	27	8	28	26	22	16	12	4	5	22	12	42	12563			
10	LIGHT GOODS VEHICLES																	
a.	Four Wheeler	14952	84	69	75	79	88	70	96	115	80	139	120	145	16112			
b.	Three Wheeler	5612	28	27	29	28	44	54	17	28	22	29	61	61	6040			
	TOTAL	20564	112	96	104	107	132	124	113	143	102	168	181	206	22152			
11	Buses	15298	3	7	13	12	3	3	5	3	3	3	10	21	15384			
	TOTAL	15298	3	7	13	12	3	3	5	3	3	3	10	21	15384			
12	TAXIES																	
a.	Motor Cabs	18960	57	67	103	113	107	131	144	96	56	136	120	73	20163			
b.	Maxi Cabs	4965	13	5	20	17	19	13	10	8	8	12	8	11	5109			
c.	Others	0	2	0	0	2	0	0	0	2	2	0	0	2	10			
	TOTAL	23925	72	72	123	132	126	144	154	106	66	148	128	86	25282			
13	LMV PASSENGER																	
a.	Three Seater(A/R)	27367	39	47	44	60	39	49	38	40	26	21	39	34	27843			
14	Other Vehicles	1601	0	1	1	1	2	0	0	0	0	2	1	1	1610			
	TOTAL	28968	39	48	45	61	41	49	38	40	26	23	40	35	29453			
	TOTAL TRANSPORT (B)	101094	253	231	313	338	324	336	322	296	202	364	371	390	104834			
	TOTAL (A)+(B)	1169027	5587	5865	6347	5384	6297	4850	6954	5752	3363	6750	5257	5034	1236467			

5. Bangalore South-Jayanagar (KA-05)

Sl. No.	CATEGORY OF VEHICLES	VEHICLES NEWLY REGISTERED IN THE YEAR 2019-10												AS ON 31-03-2020					
		AS ON 31-03-2019	APRIL	MAY	JUNE	JULY	AUG.	SEPT.	OCTR.	NOVR.	DECR.	JAN.	FEB.		MARCH				
	NON TRANSPORT VEHICLE																		
1	Two Wheelers	987167	5723	6459	6124	6011	6931	4919	7130	5602	3254	6355	5595	5436	1056706				
2	Cars	312274	1151	1452	1308	888	1458	1001	2029	1425	1031	2405	1265	1045	328732				
3	Omni Buses	530	0	0	0	0	0	0	0	0	0	0	1	0	531				
4	Tractors	4602	0	0	0	0	0	1	0	0	1	0	0	0	4604				
5	Trailers	326	0	0	0	0	0	1	0	0	0	0	0	0	327				
6	Construction Moving Equipment	10	2	1	1	3	3	0	1	0	2	2	0	1	26				
7	Private Service Vehicle	3	5	8	4	0	3	1	0	0	0	0	0	0	24				
8	Other Vehicles	3422	2	2	1	4	5	2	1	4	2	3	6	11	3465				
	TOTAL NON TRANSPORT VEHICLES(A)	1308334	6883	7922	7438	6906	8400	5925	9161	7031	4290	8765	6867	6493	1394415				
	TRANSPORT VEHICLE																		
a.	Multi Axled/Articulated Vehicle	662	0	0	0	0	0	0	0	0	0	0	0	0	662				
b.	Trucks and Lorries	22593	37	11	18	29	17	6	12	19	10	21	22	20	22815				
	TOTAL	23255	37	11	18	29	17	6	12	19	10	21	22	20	23477				
	LIGHT GOODS VEHICLES																		
a.	Four Wheeler	23585	113	122	86	100	115	88	97	98	90	105	95	165	24859				
b.	Three Wheeler	11035	20	21	21	21	35	14	13	12	16	20	21	25	11274				
	TOTAL	34620	133	143	107	121	150	102	110	110	106	125	116	190	36133				
11	Buses	12912	1	13	13	13	3	0	1	2	7	1	2	14	12982				
	TOTAL	12912	1	13	13	13	3	0	1	2	7	1	2	14	12982				
	TAXIES																		
a.	Motor Cabs	25861	89	93	100	73	195	145	145	122	74	119	117	61	27194				
b.	Maxi Cabs	8979	37	23	32	13	24	13	28	16	13	34	35	11	9258				
c.	Others	0	2	0	0	0	2	0	0	2	0	2	0	2	10				
	TOTAL	34840	128	116	132	86	221	158	173	140	87	155	152	74	36462				
	LMV PASSENGER																		
a.	Three Seater(A/R)	63868	64	37	49	40	57	35	45	46	27	32	48	29	64377				
14	Other Vehicles	6793	3444	618	1034	66	1383	1031	710	6	24	7	43	34	15193				
	TOTAL	70661	3508	655	1083	106	1440	1066	755	52	51	39	91	63	79570				
	TOTAL TRANSPORT (B)	176288	3807	938	1353	355	1831	1332	1051	323	261	341	383	361	188624				
	TOTAL (A)+(B)	1484622	10690	8860	8791	7261	10231	7257	10212	7354	4551	9106	7250	6854	1583039				

6. TUMAKUR (KA-06)

Sl. No.	CATEGORY OF VEHICLES	AS ON 31-03-2019	VEHICLES NEWLY REGISTERED IN THE YEAR 2019-10												AS ON 31-03-2020				
			APRIL	MAY	JUNE	JULY	AUG.	SEPT.	OCTR.	NOVR.	DECR.	JAN.	FEB.	MARCH					
	NON TRANSPORT VEHICLE																		
1	Two Wheelers	420701	2057	2639	2364	1980	2482	2259	2461	2438	1238	2229	2135	2670					447653
2	Cars	53004	237	268	257	191	226	214	301	300	150	392	294	264					56098
3	Omni Buses	118	0	0	0	0	0	0	0	0	0	0	0	0					118
4	Tractors	14980	125	159	170	120	213	178	119	167	63	98	301	201					16894
5	Trailers	11085	82	103	121	76	148	118	80	108	36	57	203	117					12334
6	Construction Moving Equipment	109	8	5	7	7	8	13	2	5	3	27	17	19					230
7	Private Service Vehicle	10	1	0	0	2	2	2	6	1	2	1	1	0					28
8	Other Vehicles	1684	4	4	4	10	7	4	6	8	5	13	19	103					1871
	TOTAL NON TRANSPORT VEHICLES(A)	501691	2514	3178	2923	2386	3086	2788	2975	3027	1497	2817	2970	3374					535226
9	TRANSPORT VEHICLE																		
a.	Multi Axled/Articulated Vehicle	53	0	0	0	0	0	0	0	0	0	0	0	0					53
b.	Trucks and Lorries	8111	57	24	21	31	37	14	16	18	15	53	35	28					8460
	TOTAL	8164	57	24	21	31	37	14	16	18	15	53	35	28					8513
10	LIGHT GOODS VEHICLES																		
a.	Four Wheeler	9966	75	65	83	76	105	65	74	85	39	89	93	131					10946
b.	Three Wheeler	7384	46	45	33	43	67	21	34	22	20	48	42	35					7840
	TOTAL	17350	121	110	116	119	172	86	108	107	59	137	135	166					18786
11	Buses	3955	12	20	23	27	8	6	12	4	2	10	16	32					4127
	TOTAL	3955	12	20	23	27	8	6	12	4	2	10	16	32					4127
12	TAXIES																		
a.	Motor Cabs	5536	16	26	28	18	18	23	19	20	24	31	18	29					5806
b.	Maxi Cabs	1934	2	3	8	6	3	2	2	5	11	3	5	11					1995
c.	Others	0	0	0	0	0	0	0	0	0	0	0	0	0					0
	TOTAL	7470	18	29	36	24	21	25	21	25	35	34	23	40					7801
13	LMV PASSENGER																		
a.	Three Seater(A/R)	17202	81	98	101	103	148	75	125	117	59	104	112	70					18395
14	Other Vehicles	2737	1	6	1	20	7	7	6	1	3	14	11	16					2830
	TOTAL	19939	82	104	102	123	155	82	131	118	62	118	123	86					21225
	TOTAL TRANSPORT (B)	56878	290	287	298	324	393	213	288	272	173	352	332	352					60452
	TOTAL (A)+(B)	558569	2804	3465	3221	2710	3479	3001	3263	3299	1670	3169	3302	3726					595678

7. KOLAR (KA-07)

Sl. No.	CATEGORY OF VEHICLES	AS ON 31-03-2019	VEHICLES NEWLY REGISTERED IN THE YEAR 2019-10												AS ON 31-03-2020			
			APRIL	MAY	JUNE	JULY	AUG.	SEPT.	OCTR.	NOVR.	DECR.	JAN.	FEB.	MARCH				
	NON TRANSPORT VEHICLE																	
1	Two Wheelers	164325	788	1091	964	1184	973	1066	1164	1139	844	804	898	1588				176828
2	Cars	26074	79	76	76	50	70	75	98	103	53	102	82	75				27013
3	Omni Buses	551	0	0	0	0	0	0	0	0	0	0	0	0				551
4	Tractors	8474	28	19	23	26	40	59	50	53	51	53	56	76				9008
5	Trailers	6393	22	12	18	15	16	29	27	24	20	25	45	43				6689
6	Construction Moving Equipment	12	1	3	0	0	3	6	4	4	1	3	1	3				41
7	Private Service Vehicle	4	1	1	2	0	1	1	0	1	0	1	0	0				12
8	Other Vehicles	1480	1	7	3	25	6	4	4	5	8	1	7	11				1562
	TOTAL NON TRANSPORT VEHICLES(A)	207313	920	1209	1086	1300	1109	1240	1347	1329	977	989	1089	1796				221704
9	TRANSPORT VEHICLE																	
a.	Multi Axled/Articulated Vehicle	7	0	0	0	0	0	0	0	0	0	0	0	0				7
b.	Trucks and Lorries	4865	25	17	24	13	20	16	14	10	11	20	24	21				5080
	TOTAL	4872	25	17	24	13	20	16	14	10	11	20	24	21				5087
10	LIGHT GOODS VEHICLES																	
a.	Four Wheeler	7072	51	36	52	39	45	56	49	70	45	70	57	90				7732
b.	Three Wheeler	1431	9	2	3	4	6	7	7	4	4	8	9	3				1497
	TOTAL	8503	60	38	55	43	51	63	56	74	49	78	66	93				9229
11	Buses	2804	11	11	23	10	6	4	4	5	7	9	15	20				2929
	TOTAL	2804	11	11	23	10	6	4	4	5	7	9	15	20				2929
12	TAXIES																	
a.	Motor Cabs	2263	15	20	22	17	31	23	13	29	17	38	20	5				2513
b.	Maxi Cabs	645	0	1	0	1	0	0	1	2	0	0	1	2				653
c.	Others	1	0	0	0	0	0	0	0	0	0	0	0	0				1
	TOTAL	2909	15	21	22	18	31	23	14	31	17	38	21	7				3167
13	LMV PASSENGER																	
a.	Three Seater(A/R)	5902	11	14	10	14	24	10	8	11	16	12	10	4				6046
14	Other Vehicles	1399	8	7	3	2	4	5	1	13	8	0	3	13				1466
	TOTAL	7301	19	21	13	16	28	15	9	24	24	12	13	17				7512
	TOTAL TRANSPORT (B)	26389	130	108	137	100	136	121	97	144	108	157	139	158				27924
	TOTAL (A)+(B)	233702	1050	1317	1223	1400	1245	1361	1444	1473	1085	1146	1228	1954				249628

8. K.G.F (KA-08)

Sl. No.	CATEGORY OF VEHICLES	AS ON 31-03-2019	VEHICLES NEWLY REGISTERED IN THE YEAR 2019-10												AS ON 31-03-2020			
			APRIL	MAY	JUNE	JULY	AUG.	SEPT.	OCTR.	NOVR.	DECR.	JAN.	FEB.	MARCH				
	NON TRANSPORT VEHICLE																	
1	Two Wheelers	150873	753	775	852	983	639	824	644	847	520	629	628	1026	159993			
2	Cars	20628	45	34	39	35	32	45	34	49	24	62	42	30	21099			
3	Omni Buses	395	0	0	0	0	0	0	0	0	0	0	0	0	395			
4	Tractors	5969	16	15	14	37	29	4	0	9	15	43	31	22	6204			
5	Trailers	4635	12	9	8	21	16	3	1	1	8	18	16	12	4760			
6	Construction Moving Equipment	28	0	1	1	1	1	1	1	1	0	2	0	3	40			
7	Private Service Vehicle	4	1	0	0	2	0	0	0	0	1	0	0	0	8			
8	Other Vehicles	598	2	4	0	4	1	1	5	2	10	3	3	6	639			
	TOTAL NON TRANSPORT VEHICLES(A)	183130	829	838	914	1083	718	878	685	909	578	757	720	1099	193138			
	TRANSPORT VEHICLE																	
9	Multi Axled/Articulated Vehicle	1	0	0	0	0	0	0	0	0	0	0	0	0	1			
a.	Trucks and Lorries	2742	31	16	10	7	5	5	13	3	5	9	1	5	2852			
	TOTAL	2743	31	16	10	7	5	5	13	3	5	9	1	5	2853			
10	LIGHT GOODS VEHICLES																	
a.	Four Wheeler	3915	19	11	12	12	10	11	19	15	24	24	20	30	4122			
b.	Three Wheeler	1303	6	3	3	2	1	6	2	3	3	7	1	3	1343			
	TOTAL	5218	25	14	15	14	11	17	21	18	27	31	21	33	5465			
11	Buses	1757	5	4	5	11	2	0	1	2	1	3	7	3	1801			
	TOTAL	1757	5	4	5	11	2	0	1	2	1	3	7	3	1801			
12	TAXIES																	
a.	Motor Cabs	1102	4	4	9	6	7	3	3	7	3	4	7	1	1160			
b.	Maxi Cabs	407	0	0	1	0	1	2	0	1	0	0	0	1	413			
c.	Others	0	0	0	0	0	0	0	0	0	0	0	0	0	0			
	TOTAL	1509	4	4	10	6	8	5	3	8	3	4	7	2	1573			
13	LMV PASSENGER																	
a.	Three Seater(A/R)	3028	11	15	10	16	13	8	12	22	7	17	12	6	3177			
14	Other Vehicles	466	1	0	0	0	0	0	1	1	2	0	2	0	473			
	TOTAL	3494	12	15	10	16	13	8	13	23	9	17	14	6	3650			
	TOTAL TRANSPORT (B)	14721	77	53	50	54	39	35	51	54	45	64	50	49	15342			
	TOTAL (A)+(B)	197851	906	891	964	1137	757	913	736	963	623	821	770	1148	208480			

9. MYSORE WEST (KA-09)

Sl. No.	CATEGORY OF VEHICLES	AS ON 31-03-2019	VEHICLES NEWLY REGISTERED IN THE YEAR 2019-10												AS ON 31-03-2020				
			APRIL	MAY	JUNE	JULY	AUG.	SEPT.	OCTR.	NOVR.	DECR.	JAN.	FEB.	MARCH					
	NON TRANSPORT VEHICLE																		
1	Two Wheelers	656799	3430	3597	3456	3149	3757	2714	4483	3139	1435	3813	3129	3248					696149
2	Cars	106115	486	563	497	455	524	470	637	538	296	880	529	551					112541
3	Omni Buses	109	0	0	1	1	0	0	0	0	0	0	0	0					111
4	Tractors	5642	20	20	7	20	8	14	20	17	7	35	43	33					5886
5	Trailers	1779	3	2	1	1	1	0	2	1	1	0	1	10					1802
6	Construction Moving Equipment	30	5	1	2	5	2	1	1	3	2	5	0	9					66
7	Private Service Vehicle	88	0	0	0	0	0	0	0	7	3	46	27	19					190
8	Other Vehicles	1998	17	17	7	6	8	3	2	2	5	6	9	12					2092
	TOTAL NON TRANSPORT VEHICLES(A)	772560	3961	4200	3971	3637	4300	3202	5145	3707	1749	4785	3738	3882					818837
9	TRANSPORT VEHICLE																		
a.	Multi Axled/Articulated Vehicle	571	0	0	0	1	0	0	0	0	0	0	0	0					572
b.	Trucks and Lorries	6920	36	19	20	28	10	31	23	13	16	20	14	32					7182
	TOTAL	7491	36	19	20	29	10	31	23	13	16	20	14	32					7754
10	LIGHT GOODS VEHICLES																		
a.	Four Wheeler	9692	87	73	85	106	100	97	111	106	62	125	128	259					11031
b.	Three Wheeler	6965	9	8	8	13	10	8	14	8	9	8	7	14					7081
	TOTAL	16657	96	81	93	119	110	105	125	114	71	133	135	273					18112
11	Buses	11767	4	13	31	31	4	6	6	13	12	12	17	32					11948
	TOTAL	11767	4	13	31	31	4	6	6	13	12	12	17	32					11948
12	TAXIES																		
a.	Motor Cabs	7111	32	18	44	85	66	58	56	53	29	73	29	31					7685
b.	Maxi Cabs	2736	8	12	7	3	7	4	4	4	8	13	7	3					2816
c.	Others	0	2	0	0	2	0	0	0	2	2	2	0	2					12
	TOTAL	9847	42	30	51	90	73	62	60	59	39	88	36	36					10513
13	LMV PASSENGER																		
a.	Three Seater(A/R)	22218	83	124	99	132	125	86	90	109	60	100	92	72					23390
14	Other Vehicles	1935	8	2	1	13	22	7	10	3	1	2	8	3					2015
	TOTAL	24153	91	126	100	145	147	93	100	112	61	102	100	75					25405
	TOTAL TRANSPORT (B)	69915	269	269	295	414	344	297	314	311	199	355	302	448					73732
	TOTAL (A)+(B)	842475	4230	4469	4266	4051	4644	3499	5459	4018	1948	5140	4040	4330					892569

10. CHAMRAJNAGAR (KA-10)

Sl. No.	CATEGORY OF VEHICLES	AS ON 31-03-2019	VEHICLES NEWLY REGISTERED IN THE YEAR 2019-10												AS ON 31-03-2020				
			APRIL	MAY	JUNE	JULY	AUG.	SEPT.	OCTR.	NOVR.	DECR.	JAN.	FEB.	MARCH					
NON TRANSPORT VEHICLE																			
1	Two Wheelers	160129	1209	1170	1071	1068	1151	975	1339	1159	724	1405	1155	1326					173881
2	Cars	16305	43	38	36	36	21	40	32	50	16	55	48	38					16758
3	Omni Buses	73	0	0	0	0	0	0	0	0	0	0	0	0					73
4	Tractors	6290	41	48	42	48	44	27	43	53	46	44	49	73					6848
5	Trailers	3405	2	1	3	10	11	0	1	1	3	4	4	13					3458
6	Construction Moving Equipment	10	0	1	0	0	1	0	0	0	1	1	2	2					18
7	Private Service Vehicle	157	0	0	1	0	0	0	0	0	6	2	5	3					174
8	Other Vehicles	825	2	4	1	2	4	6	3	4	11	7	10	16					895
	TOTAL NON TRANSPORT VEHICLES(A)	187194	1297	1262	1154	1164	1232	1048	1418	1267	807	1518	1273	1471					202105
TRANSPORT VEHICLE																			
a.	Multi Axled/Articulated Vehicle	5	0	0	0	0	0	0	0	0	0	0	0	0					5
b.	Trucks and Lorries	4230	17	8	5	8	13	9	2	6	6	4	11	8					4327
	TOTAL	4235	17	8	5	8	13	9	2	6	6	4	11	8					4332
LIGHT GOODS VEHICLES																			
a.	Four Wheeler	6815	51	48	41	42	31	55	60	53	34	60	62	93					7445
b.	Three Wheeler	2567	11	4	7	4	3	4	8	8	11	8	8	7					2650
	TOTAL	9382	62	52	48	46	34	59	68	61	45	68	70	100					10095
11	Buses	2275	3	4	3	12	5	2	9	3	6	14	9	19					2364
	TOTAL TAXIES	2275	3	4	3	12	5	2	9	3	6	14	9	19					2364
LMV PASSENGER																			
a.	Motor Cabs	1126	6	7	8	21	12	14	12	20	10	15	23	23					1297
b.	Maxi Cabs	1025	1	4	2	2	1	2	2	1	0	1	0	1					1042
c.	Others	0	0	0	0	0	0	0	0	0	0	0	0	0					0
	TOTAL	2151	7	11	10	23	13	16	14	21	10	16	23	24					2339
LMV PASSENGER																			
a.	Three Seater(A/R)	3719	12	20	17	19	27	13	13	12	8	15	11	9					3895
14	Other Vehicles	761	0	0	1	0	1	1	1	1	1	1	1	3					772
	TOTAL	4480	12	20	18	19	28	14	14	13	9	16	12	12					4667
	TOTAL TRANSPORT (B)	22523	101	95	84	108	93	100	107	104	76	118	125	163					23797
	TOTAL (A)+(B)	209717	1398	1357	1238	1272	1325	1148	1525	1371	883	1636	1398	1634					225902

12. MADIKERI (KA-12)

Sl. No.	CATEGORY OF VEHICLES	AS ON 31-03-2019	VEHICLES NEWLY REGISTERED IN THE YEAR 2019-10												AS ON 31-03-2020			
			APRIL	MAY	JUNE	JULY	AUG.	SEPT.	OCTR.	NOVR.	DECR.	JAN.	FEB.	MARCH				
	NON TRANSPORT VEHICLE																	
1	Two Wheelers	90884	497	562	531	520	403	386	375	570	464	474	637	578	96881			
2	Cars	70898	201	181	152	152	126	125	146	159	128	209	153	124	72754			
3	Omni Buses	532	10	14	8	7	1	0	1	0	0	0	0	0	573			
4	Tractors	1564	8	8	6	8	2	11	6	8	9	9	11	11	1661			
5	Trailers	1299	2	5	3	0	0	4	1	3	3	2	0	0	1322			
6	Construction Moving Equipment	2	0	0	1	2	0	0	0	1	0	1	0	2	9			
7	Private Service Vehicle	9	0	0	0	0	0	0	0	1	5	8	2	1	26			
8	Other Vehicles	852	0	7	4	1	2	1	0	1	1	1	3	3	876			
	TOTAL NON TRANSPORT VEHICLES(A)	166040	718	777	705	690	534	527	529	743	610	704	806	719	174102			
	TRANSPORT VEHICLE																	
9	Multi Axled/Articulated Vehicle	0	0	0	0	0	0	0	0	0	0	0	0	0	0			
b.	Trucks and Lorries	2102	15	15	8	10	4	8	2	7	8	12	7	21	2219			
	TOTAL	2102	15	15	8	10	4	8	2	7	8	12	7	21	2219			
10	LIGHT GOODS VEHICLES																	
a.	Four Wheeler	5706	28	22	26	28	16	24	13	31	20	40	31	35	6020			
b.	Three Wheeler	749	4	3	0	1	2	2	1	0	4	2	2	2	772			
	TOTAL	6455	32	25	26	29	18	26	14	31	24	42	33	37	6792			
11	Buses	2981	1	0	5	12	9	3	1	4	0	2	4	3	3025			
	TOTAL	2981	1	0	5	12	9	3	1	4	0	2	4	3	3025			
12	TAXIES																	
a.	Motor Cabs	1554	8	7	7	7	5	10	8	1	6	9	8	9	1639			
b.	Maxi Cabs	455	1	1	0	3	4	0	0	2	0	3	1	3	473			
c.	Others	1	0	0	0	0	0	0	0	0	0	0	0	0	1			
	TOTAL	2010	9	8	7	10	9	10	8	3	6	12	9	12	2113			
13	LMV PASSENGER																	
a.	Three Seater(A/R)	7642	41	38	48	51	37	30	40	35	24	34	40	58	8118			
14	Other Vehicles	844	10	1	1	1	0	1	1	22	6	2	13	1	903			
	TOTAL	8486	51	39	49	52	37	31	41	57	30	36	53	59	9021			
	TOTAL TRANSPORT (B)	22034	108	87	95	113	77	78	66	102	68	104	106	132	23170			
	TOTAL (A)+(B)	188074	826	864	800	803	611	605	595	845	678	808	912	851	197272			

13. HASSAN (KA-13)

Sl. No.	CATEGORY OF VEHICLES	AS ON 31-03-2019	VEHICLES NEWLY REGISTERED IN THE YEAR 2019-10												AS ON 31-03-2020			
			APRIL	MAY	JUNE	JULY	AUG.	SEPT.	OCTR.	NOVR.	DECR.	JAN.	FEB.	MARCH				
	NON TRANSPORT VEHICLE																	
1	Two Wheelers	336316	1782	1902	2008	1588	1764	1765	2042	2242	1227	2021	1917	2225				358799
2	Cars	57835	165	213	177	140	167	158	196	210	122	291	202	201				60077
3	Omni Buses	241	0	0	0	0	0	0	0	0	0	0	1	0				242
4	Tractors	14130	121	148	166	139	97	96	116	106	123	173	190	188				15793
5	Trailers	8868	15	11	15	9	10	15	5	19	19	23	31	20				9060
6	Construction Moving Equipment	55	9	3	5	5	2	2	1	2	5	0	5	8				102
7	Private Service Vehicle	6	0	0	0	0	0	1	0	1	6	18	11	7				50
8	Other Vehicles	1979	9	12	47	23	11	7	13	30	18	21	28	63				2261
	TOTAL NON TRANSPORT VEHICLES(A)	419430	2101	2289	2418	1904	2051	2044	2373	2610	1520	2547	2385	2712				446384
9	TRANSPORT VEHICLE																	
a.	Multi Axled/Articulated Vehicle	4	0	0	0	0	0	0	0	0	0	0	0	0				4
b.	Trucks and Lorries	7291	18	22	19	23	14	13	12	33	22	26	57	37				7587
	TOTAL	7295	18	22	19	23	14	13	12	33	22	26	57	37				7591
10	LIGHT GOODS VEHICLES																	
a.	Four Wheeler	10036	85	104	79	80	93	100	113	137	63	154	121	125				11290
b.	Three Wheeler	4548	20	10	20	15	15	15	19	19	12	16	17	28				4754
	TOTAL	14584	105	114	99	95	108	115	132	156	75	170	138	153				16044
11	Buses	1765	7	7	41	24	6	5	3	3	1	12	22	20				1916
	TOTAL	1765	7	7	41	24	6	5	3	3	1	12	22	20				1916
12	TAXIES																	
a.	Motor Cabs	6168	18	19	26	27	42	32	38	40	27	42	42	27				6548
b.	Maxi Cabs	2242	4	8	5	5	5	5	0	2	1	6	2	8				2293
c.	Others	0	2	0	0	2	0	2	2	0	2	0	0	0				10
	TOTAL	8410	24	27	31	34	47	39	40	42	30	48	44	35				8851
13	LMV PASSENGER																	
a.	Three Seater(A/R)	10211	22	26	31	47	30	25	26	22	32	24	35	39				10570
14	Other Vehicles	1752	5	3	10	10	13	8	18	23	22	30	35	50				1979
	TOTAL	11963	27	29	41	57	43	33	44	45	54	54	70	89				12549
	TOTAL TRANSPORT (B)	44017	181	199	231	233	218	205	231	279	182	310	331	334				46951
	TOTAL (A)+(B)	463447	2282	2488	2649	2137	2269	2249	2604	2889	1702	2857	2716	3046				493335

14. SHIVAMOGGA (KA-14)

Sl. No.	CATEGORY OF VEHICLES	AS ON 31-03-2019	VEHICLES NEWLY REGISTERED IN THE YEAR 2019-10												AS ON 31-03-2020				
			APRIL	MAY	JUNE	JULY	AUG.	SEPT.	OCTR.	NOVR.	DECR.	JAN.	FEB.	MARCH					
	NON TRANSPORT VEHICLE																		
1	Two Wheelers	334107	1701	1906	1584	1447	1080	1122	1155	1941	1167	1329	1414	1945					351898
2	Cars	63013	227	266	217	197	141	216	170	286	169	313	270	269					65754
3	Omni Buses	176	0	0	0	0	0	0	0	0	0	0	0	0					176
4	Tractors	7667	75	84	76	91	54	68	42	58	47	78	68	72					8480
5	Trailers	6380	14	18	20	19	21	16	26	18	11	28	21	33					6625
6	Construction Moving Equipment	17	3	2	0	2	0	0	3	2	1	1	0	4					35
7	Private Service Vehicle	5	0	0	0	0	1	0	1	1	0	0	1	2					11
8	Other Vehicles	1011	11	15	16	24	19	4	13	21	10	11	10	50					1215
	TOTAL NON TRANSPORT VEHICLES(A)	412376	2031	2291	1913	1780	1316	1426	1410	2327	1405	1760	1784	2375					434194
9	TRANSPORT VEHICLE																		
a.	Multi Axled/Articulated Vehicle	7	0	0	0	0	0	0	0	0	0	0	0	0					7
b.	Trucks and Lorries	8252	16	9	11	4	11	22	10	13	8	9	12	21					8398
	TOTAL	8259	16	9	11	4	11	22	10	13	8	9	12	21					8405
10	LIGHT GOODS VEHICLES																		
a.	Four Wheeler	9041	38	37	38	51	29	50	40	44	45	51	53	83					9600
b.	Three Wheeler	2030	8	18	3	10	10	6	4	11	0	4	13	4					2121
	TOTAL	11071	46	55	41	61	39	56	44	55	45	55	66	87					11721
11	Buses	3113	5	6	12	22	11	4	13	5	3	13	20	30					3257
	TOTAL	3113	5	6	12	22	11	4	13	5	3	13	20	30					3257
12	TAXIES																		
a.	Motor Cabs	3380	12	11	11	13	14	26	6	9	11	16	13	6					3528
b.	Maxi Cabs	1081	1	2	1	2	1	1	1	0	1	1	2	3					1097
c.	Others	0	2	0	2	0	2	0	0	0	2	0	0	2					10
	TOTAL	4461	15	13	14	15	17	27	7	9	14	17	15	11					4635
13	LMV PASSENGER																		
a.	Three Seater(A/R)	11786	36	51	41	28	15	22	19	38	26	28	40	23					12153
14	Other Vehicles	4100	3	3	7	4	2	1	1	2	3	4	5	4					4139
	TOTAL	15886	39	54	48	32	17	23	20	40	29	32	45	27					16292
	TOTAL TRANSPORT (B)	42790	121	137	126	134	95	132	94	122	99	126	158	176					44310
	TOTAL (A)+(B)	455166	2152	2428	2039	1914	1411	1558	1504	2449	1504	1886	1942	2551					478504

15. SAGAR (KA-15)

Sl. No.	CATEGORY OF VEHICLES	AS ON 31-03-2019	VEHICLES NEWLY REGISTERED IN THE YEAR 2019-10												AS ON 31-03-2020											
			APRIL	MAY	JUNE	JULY	AUG.	SEPT.	OCTR.	NOVR.	DECR.	JAN.	FEB.	MARCH												
	NON TRANSPORT VEHICLE																									
1	Two Wheelers	165409	1031	1181	1049	789	546	634	663	1381	991	778	942	1595												176989
2	Cars	26684	113	108	100	74	45	79	81	149	82	127	120	146												27908
3	Omni Buses	18	0	0	0	0	0	0	0	0	0	0	2	0												21
4	Tractors	7111	57	72	85	83	48	56	59	78	77	116	112	89												8043
5	Trailers	5308	21	8	7	7	3	8	10	13	8	9	15	24												5441
6	Construction Moving Equipment	34	2	2	4	0	0	2	0	6	1	2	4	3												60
7	Private Service Vehicle	0	1	0	0	0	0	0	0	1	0	0	0	0												2
8	Other Vehicles	397	10	7	8	11	5	24	11	7	8	5	32	13												538
	TOTAL NON TRANSPORT VEHICLES(A)	204961	1235	1378	1253	964	647	803	824	1635	1168	1037	1227	1870												219002
9	TRANSPORT VEHICLE																									
a.	Multi Axled/Articulated Vehicle	0	0	0	0	0	0	0	0	0	0	0	0	0												0
b.	Trucks and Lorries	2698	2	2	1	2	0	1	6	7	4	10	4	5												2742
	TOTAL	2698	2	2	1	2	0	1	6	7	4	10	4	5												2742
10	LIGHT GOODS VEHICLES																									
a.	Four Wheeler	6299	35	27	25	18	13	41	28	43	28	41	35	87												6720
b.	Three Wheeler	2810	6	5	15	5	8	5	6	7	6	1	6	8												2888
	TOTAL	9109	41	32	40	23	21	46	34	50	34	42	41	95												9608
11	Buses	1225	4	3	10	3	3	0	4	0	1	0	1	2												1256
	TOTAL	1225	4	3	10	3	3	0	4	0	1	0	1	2												1256
12	TAXIES																									
a.	Motor Cabs	1404	4	9	7	4	8	3	10	8	7	6	5	6												1481
b.	Maxi Cabs	499	4	5	1	1	0	4	2	0	0	0	0	1												517
c.	Others	0	0	0	0	0	0	0	0	0	0	0	0	0												0
	TOTAL	1903	8	14	8	5	8	7	12	8	7	6	5	7												1998
13	LMV PASSENGER																									
a.	Three Seater(A/R)	2359	8	11	7	13	13	21	18	22	16	16	21	19												2544
14	Other Vehicles	3463	1	1	2	1	3	0	2	1	1	3	1	7												3486
	TOTAL	5822	9	12	9	14	16	21	20	23	17	19	22	26												6030
	TOTAL TRANSPORT (B)	20757	64	63	68	47	48	75	76	88	63	77	73	135												21634
	TOTAL (A)+(B)	225718	1299	1441	1321	1011	695	878	900	1723	1231	1114	1300	2005												240636

16. CHITRADURGA (KA-16)

Sl. No.	CATEGORY OF VEHICLES	AS ON 31-03-2019	VEHICLES NEWLY REGISTERED IN THE YEAR 2019-10												AS ON 31-03-2020				
			APRIL	MAY	JUNE	JULY	AUG.	SEPT.	OCTR.	NOVR.	DECR.	JAN.	FEB.	MARCH					
	NON TRANSPORT VEHICLE																		
1	Two Wheelers	266846	1854	1991	1787	1578	1410	1689	1836	2491	1732	1814	1865	2420					289313
2	Cars	28052	115	128	100	95	66	114	116	165	102	208	134	154					29549
3	Omni Buses	62	0	1	1	1	1	0	0	0	0	0	0	2					68
4	Tractors	17049	108	121	114	147	122	75	97	117	102	146	140	143					18481
5	Trailers	9466	40	40	40	60	36	26	39	47	64	68	63	66					10055
6	Construction Moving Equipment	24	9	8	11	16	4	2	6	2	7	8	11	19					127
7	Private Service Vehicle	3	0	0	0	0	0	0	0	1	0	0	0	0					4
8	Other Vehicles	1723	18	8	6	5	6	3	4	4	1	13	11	9					1811
	TOTAL NON TRANSPORT VEHICLES(A)	323225	2144	2297	2059	1902	1645	1909	2098	2827	2008	2257	2224	2813					349408
9	TRANSPORT VEHICLE																		
a.	Multi Axled/Articulated Vehicle	16	0	0	0	0	0	0	0	0	0	0	0	0					16
b.	Trucks and Lorries	8122	42	36	29	19	33	35	27	32	18	18	31	41					8483
	TOTAL	8138	42	36	29	19	33	35	27	32	18	18	31	41					8499
10	LIGHT GOODS VEHICLES																		
a.	Four Wheeler	8189	77	98	68	90	58	97	94	97	80	114	120	146					9328
b.	Three Wheeler	3171	17	23	20	20	26	24	17	24	19	28	22	33					3444
	TOTAL	11360	94	121	88	110	84	121	111	121	99	142	142	179					12772
11	Buses	2305	5	3	13	14	11	3	8	7	8	32	13	30					2452
	TOTAL	2305	5	3	13	14	11	3	8	7	8	32	13	30					2452
12	TAXIES																		
a.	Motor Cabs	4605	19	12	19	19	21	33	24	32	37	52	33	30					4936
b.	Maxi Cabs	1893	2	2	3	5	7	3	4	4	7	5	6	2					1943
c.	Others	0	0	0	0	0	0	0	0	0	0	0	0	0					0
	TOTAL	6498	21	14	22	24	28	36	28	36	44	57	39	32					6879
13	LMV PASSENGER																		
a.	Three Seater(A/R)	13576	67	96	100	130	112	83	89	101	89	138	118	95					14794
14	Other Vehicles	1039	1	5	9	11	11	3	9	3	18	8	8	10					1135
	TOTAL	14615	68	101	109	141	123	86	98	104	107	146	126	105					15929
	TOTAL TRANSPORT (B)	42916	230	275	261	308	279	281	272	300	276	395	351	387					46531
	TOTAL (A)+(B)	366141	2374	2572	2320	2210	1924	2190	2370	3127	2284	2652	2575	3200					395939

17. DAVANAGERE (KA-17)

Sl. No.	CATEGORY OF VEHICLES	AS ON 31-03-2019	VEHICLES NEWLY REGISTERED IN THE YEAR 2019-10												AS ON 31-03-2020				
			APRIL	MAY	JUNE	JULY	AUG.	SEPT.	OCTR.	NOVR.	DECR.	JAN.	FEB.	MARCH					
	NON TRANSPORT VEHICLE																		
1	Two Wheelers	424678	1989	2688	2154	2053	1696	1850	1952	3171	1533	1984	2356	2898					451002
2	Cars	49057	241	263	255	202	179	207	197	328	204	333	305	285					52056
3	Omni Buses	130	0	0	0	0	0	0	0	0	0	0	0	0					130
4	Tractors	27721	123	144	153	158	104	109	147	254	196	232	182	157					29680
5	Trailers	12337	38	34	44	34	19	14	23	28	56	63	79	70					12839
6	Construction Moving Equipment	37	5	2	3	8	8	3	1	2	4	10	12	19					114
7	Private Service Vehicle	10	0	0	0	0	0	0	0	0	0	0	0	0					10
8	Other Vehicles	1648	5	0	32	7	29	4	7	20	7	5	10	82					1856
	TOTAL NON TRANSPORT VEHICLES(A)	515618	2401	3131	2641	2462	2035	2187	2327	3803	2000	2627	2944	3511					547687
9	TRANSPORT VEHICLE																		
a.	Multi Axled/Articulated Vehicle	8	0	0	0	0	0	0	0	1	0	0	1	0					10
b.	Trucks and Lorries	7327	30	11	20	17	14	17	9	8	23	19	14	34					7543
	TOTAL	7335	30	11	20	17	14	17	9	9	23	19	15	34					7553
10	LIGHT GOODS VEHICLES																		
a.	Four Wheeler	8861	63	68	55	53	43	51	58	71	54	90	110	175					9752
b.	Three Wheeler	6268	19	33	22	33	27	27	42	37	36	42	63	44					6693
	TOTAL	15129	82	101	77	86	70	78	100	108	90	132	173	219					16445
11	Buses	2777	8	16	19	10	17	5	8	6	5	13	24	33					2941
	TOTAL	2777	8	16	19	10	17	5	8	6	5	13	24	33					2941
12	TAXIES																		
a.	Motor Cabs	4081	22	15	19	22	5	14	16	16	16	47	49	41					4363
b.	Maxi Cabs	1729	0	3	3	6	2	0	4	4	5	5	3	0					1764
c.	Others	0	0	0	0	0	0	0	0	0	0	0	0	0					0
	TOTAL	5810	22	18	22	28	7	14	20	20	21	52	52	41					6127
13	LMV PASSENGER																		
a.	Three Seater(A/R)	19466	67	79	109	158	126	89	143	165	90	111	137	61					20801
14	Other Vehicles	1532	1	2	1	2	2	1	3	1	2	1	1	11					1560
	TOTAL	20998	68	81	110	160	128	90	146	166	92	112	138	72					22361
	TOTAL TRANSPORT (B)	52049	210	227	248	301	236	204	283	309	231	328	402	399					55427
	TOTAL (A)+(B)	567667	2611	3358	2889	2763	2271	2391	2610	4112	2231	2955	3346	3910					603114

18. CHIKKAMAGALUR (KA-18)

Sl. No.	CATEGORY OF VEHICLES	AS ON 31-03-2019	VEHICLES NEWLY REGISTERED IN THE YEAR 2019-10												AS ON 31-03-2020
			APRIL	MAY	JUNE	JULY	AUG.	SEPT.	OCTR.	NOVR.	DECR.	JAN.	FEB.	MARCH	
NON TRANSPORT VEHICLE															
1	Two Wheelers	152680	766	814	688	653	569	483	642	721	439	607	573	985	160620
2	Cars	60350	175	184	164	135	108	119	144	163	130	250	172	216	62310
3	Omni Buses	116	0	0	0	0	0	0	0	0	0	0	0	0	116
4	Tractors	4814	18	26	16	23	23	25	21	29	17	24	23	38	5097
5	Trailers	4792	8	13	7	7	7	14	11	18	10	10	10	21	4928
6	Construction Moving Equipment	7	2	0	2	0	0	1	1	0	0	0	1	2	16
7	Private Service Vehicle	4	1	0	0	1	0	0	0	0	0	4	2	0	12
8	Other Vehicles	955	4	12	9	4	8	10	2	7	8	15	5	55	1094
	TOTAL NON TRANSPORT VEHICLES(A)	223718	974	1049	886	823	715	652	821	938	604	910	786	1317	234193
TRANSPORT VEHICLE															
a.	Multi Axled/Articulated Vehicle	3	0	0	0	0	0	0	1	0	0	0	0	0	4
b.	Trucks and Lorries	3518	26	27	10	8	3	1	6	9	1	15	9	21	3654
	TOTAL	3521	26	27	10	8	3	1	7	9	1	15	9	21	3658
LIGHT GOODS VEHICLES															
a.	Four Wheeler	7438	33	35	26	41	57	51	57	41	25	50	44	51	7949
b.	Three Wheeler	2385	4	5	4	7	12	9	6	8	2	8	4	1	2455
	TOTAL	9823	37	40	30	48	69	60	63	49	27	58	48	52	10404
11	Buses	2693	1	3	4	15	6	0	3	3	3	7	15	20	2773
	TOTAL	2693	1	3	4	15	6	0	3	3	3	7	15	20	2773
TAXIES															
a.	Motor Cabs	1880	6	10	9	14	7	4	10	12	5	9	10	14	1990
b.	Maxi Cabs	707	2	1	0	1	0	1	1	2	0	2	1	1	719
c.	Others	0	0	0	0	0	0	0	0	0	0	0	0	0	0
	TOTAL	2587	8	11	9	15	7	5	11	14	5	11	11	15	2709
LMV PASSENGER															
a.	Three Seater(A/R)	8612	27	25	23	24	23	25	23	32	15	21	19	28	8897
14	Other Vehicles	2510	1	11	1	2	9	1	1	5	1	2	2	1	2547
	TOTAL	11122	28	36	24	26	32	26	24	37	16	23	21	29	11444
	TOTAL TRANSPORT (B)	29746	100	117	77	112	117	92	108	112	52	114	104	137	30988
	TOTAL (A)+(B)	253464	1074	1166	963	935	832	744	929	1050	656	1024	890	1454	265181

19. MANGALURU (KA-19)

Sl. No.	CATEGORY OF VEHICLES	AS ON 31-03-2019	VEHICLES NEWLY REGISTERED IN THE YEAR 2019-10												AS ON 31-03-2020				
			APRIL	MAY	JUNE	JULY	AUG.	SEPT.	OCTR.	NOVR.	DECR.	JAN.	FEB.	MARCH					
	NON TRANSPORT VEHICLE																		
1	Two Wheelers	340893	2424	2508	2096	1913	2192	1900	3296	2208	1018	3041	2331	1729					367549
2	Cars	127799	638	696	568	569	592	541	823	661	377	1098	574	572					135508
3	Omni Buses	107	0	0	0	0	0	0	0	0	0	1	0	1					109
4	Tractors	259	2	1	0	0	0	0	0	0	0	1	1	0					264
5	Trailers	49	0	0	0	0	0	0	0	0	0	0	0	0					49
6	Construction Moving Equipment	126	1	2	2	0	1	0	2	2	1	3	3	1					142
7	Private Service Vehicle	172	2	0	1	2	1	1	1	1	2	1	1	1					187
8	Other Vehicles	3832	4	7	7	7	3	7	6	7	3	6	7	9					3905
	TOTAL NON TRANSPORT VEHICLES(A)	473237	3071	3214	2674	2491	2789	2449	4128	2878	1400	4151	2917	2314					507713
9	TRANSPORT VEHICLE																		
a.	Multi Axled/Articulated Vehicle	685	5	1	0	0	0	2	0	2	1	0	1	3					700
b.	Trucks and Lorries	16503	29	24	27	39	26	30	33	36	22	41	36	44					16890
	TOTAL	17188	34	25	27	39	26	32	33	38	23	41	37	47					17590
10	LIGHT GOODS VEHICLES																		
a.	Four Wheeler	15227	73	74	49	74	68	66	99	84	52	92	65	108					16131
b.	Three Wheeler	3402	11	6	10	10	13	11	8	9	8	12	13	8					3521
	TOTAL	18629	84	80	59	84	81	77	107	93	60	104	78	116					19652
11	Buses	8811	15	31	20	19	10	13	21	23	14	21	34	76					9108
	TOTAL	8811	15	31	20	19	10	13	21	23	14	21	34	76					9108
12	TAXIES																		
a.	Motor Cabs	8113	22	26	28	24	16	20	19	23	14	28	18	13					8364
b.	Maxi Cabs	2264	4	3	1	2	4	5	4	1	0	3	6	2					2299
c.	Others	0	0	0	0	0	0	0	0	0	0	0	0	0					0
	TOTAL	10377	26	29	29	26	20	25	23	24	14	31	24	15					10663
13	LMV PASSENGER																		
a.	Three Seater(A/R)	25649	101	119	84	107	100	106	162	114	58	114	118	76					26908
14	Other Vehicles	1120	4	3	9	7	2	3	4	1	4	2	4	5					1168
	TOTAL	26769	105	122	93	114	102	109	166	115	62	116	122	81					28076
	TOTAL TRANSPORT (B)	81774	264	287	228	282	239	256	350	293	173	313	295	335					85089
	TOTAL (A)+(B)	555011	3335	3501	2902	2773	3028	2705	4478	3171	1573	4464	3212	2649					592802

21. PUTTUR (KA-21)

Sl. No.	CATEGORY OF VEHICLES	VEHICLES NEWLY REGISTERED IN THE YEAR 2019-10												AS ON 31-03-2020					
		AS ON 31-03-2019	APRIL	MAY	JUNE	JULY	AUG.	SEPT.	OCTR.	NOVR.	DECR.	JAN.	FEB.		MARCH				
	NON TRANSPORT VEHICLE																		
1	Two Wheelers	118619	723	707	673	653	585	596	733	851	449	898	722	739	126948				
2	Cars	46521	187	169	136	170	105	118	128	205	102	268	177	142	48428				
3	Omni Buses	158	0	0	0	0	0	0	0	0	0	0	0	0	158				
4	Tractors	134	0	1	0	0	0	0	0	0	1	0	0	1	137				
5	Trailers	103	0	0	0	0	0	0	0	0	0	0	0	0	103				
6	Construction Moving Equipment	16	0	1	0	1	0	1	1	0	1	1	0	0	22				
7	Private Service Vehicle	6	0	0	0	0	0	0	0	0	0	0	0	0	6				
8	Other Vehicles	792	1	1	1	2	2	0	1	2	0	2	5	7	816				
	TOTAL NON TRANSPORT VEHICLES(A)	166349	911	879	810	826	692	715	863	1058	553	1169	904	889	176618				
9	TRANSPORT VEHICLE																		
a.	Multi Axled/Articulated Vehicle	1194	0	0	0	0	0	0	1	0	0	0	0	0	1195				
b.	Trucks and Lorries	3461	9	9	3	4	4	1	3	7	1	9	1	4	3516				
	TOTAL	4655	9	9	3	4	4	1	4	7	1	9	1	4	4711				
10	LIGHT GOODS VEHICLES																		
a.	Four Wheeler	3858	19	18	21	29	13	19	30	34	15	40	38	29	4163				
b.	Three Wheeler	782	2	1	2	3	2	0	2	2	2	2	3	7	810				
	TOTAL	4640	21	19	23	32	15	19	32	36	17	42	41	36	4973				
11	Buses	1542	1	1	16	10	2	1	5	0	3	6	19	14	1620				
	TOTAL	1542	1	1	16	10	2	1	5	0	3	6	19	14	1620				
12	TAXIES																		
a.	Motor Cabs	1303	8	7	7	12	13	6	2	4	5	11	4	7	1389				
b.	Maxi Cabs	356	0	0	1	0	0	1	1	1	0	0	1	0	361				
c.	Others	0	0	0	0	0	0	0	0	0	0	0	0	0	0				
	TOTAL	1659	8	7	8	12	13	7	3	5	5	11	5	7	1750				
13	LMV PASSENGER																		
a.	Three Seater(A/R)	7250	58	62	71	83	56	79	64	80	56	70	81	73	8083				
14	Other Vehicles	156	1	1	1	1	1	1	2	1	1	1	1	2	170				
	TOTAL	7406	59	63	72	84	57	80	66	81	57	71	82	75	8253				
	TOTAL TRANSPORT (B)	19902	98	99	122	142	91	108	110	129	83	139	148	136	21307				
	TOTAL (A)+(B)	186251	1009	978	932	968	783	823	973	1187	636	1308	1052	1025	197925				

22. BELGAUM (KA-22)

Sl. No.	CATEGORY OF VEHICLES	AS ON 31-03-2019	VEHICLES NEWLY REGISTERED IN THE YEAR 2019-10												AS ON 31-03-2020			
			APRIL	MAY	JUNE	JULY	AUG.	SEPT.	OCTR.	NOVR.	DECR.	JAN.	FEB.	MARCH				
	NON TRANSPORT VEHICLE																	
1	Two Wheelers	438029	1842	2908	2237	1777	1568	1715	2027	3246	2129	1754	1734	2401				463367
2	Cars	64876	215	370	306	247	232	247	296	506	356	408	362	309				68730
3	Omni Buses	323	0	0	0	0	1	0	1	0	0	0	0	1				326
4	Tractors	4499	27	24	34	33	17	27	27	30	23	33	36	29				4839
5	Trailers	2584	7	7	8	9	5	12	19	22	9	11	15	12				2720
6	Construction Moving Equipment	49	1	2	2	3	0	2	2	10	3	11	6	15				106
7	Private Service Vehicle	4	0	0	0	0	0	0	0	0	0	0	0	0				4
8	Other Vehicles	1290	4	3	1	3	4	3	4	2	2	13	5	19				1353
	TOTAL NON TRANSPORT VEHICLES(A)	511654	2096	3314	2588	2072	1827	2006	2376	3816	2522	2230	2158	2786				541445
9	TRANSPORT VEHICLE																	
a.	Multi Axled/Articulated Vehicle	19	0	0	0	0	0	0	0	0	1	0	0	0				20
b.	Trucks and Lorries	11665	41	61	55	44	29	39	43	54	42	25	46	70				12214
	TOTAL	11684	41	61	55	44	29	39	43	54	43	25	46	70				12234
10	LIGHT GOODS VEHICLES																	
a.	Four Wheeler	10398	59	57	54	55	64	80	69	99	49	73	105	87				11249
b.	Three Wheeler	1590	9	3	5	7	2	8	5	10	9	7	8	14				1677
	TOTAL	11988	68	60	59	62	66	88	74	109	58	80	113	101				12926
11	Buses	3862	12	4	7	17	8	3	3	3	12	17	16	31				3995
	TOTAL	3862	12	4	7	17	8	3	3	3	12	17	16	31				3995
12	TAXIES																	
a.	Motor Cabs	2185	7	7	11	12	46	19	33	27	13	18	10	6				2394
b.	Maxi Cabs	1263	1	3	3	1	0	1	2	5	2	4	3	2				1290
c.	Others	1	0	0	0	0	0	0	0	0	0	0	0	0				1
	TOTAL	3449	8	10	14	13	46	20	35	32	15	22	13	8				3685
13	LMV PASSENGER																	
a.	Three Seater(A/R)	7161	34	47	48	28	53	41	32	45	43	45	66	61				7704
14	Other Vehicles	1363	2	2	2	1	3	7	1	8	1	1	1	2				1394
	TOTAL	8524	36	49	50	29	56	48	33	53	44	46	67	63				9098
	TOTAL TRANSPORT (B)	39507	165	184	185	165	205	198	188	251	172	190	255	273				41938
	TOTAL (A)+(B)	551161	2261	3498	2773	2237	2032	2204	2564	4067	2694	2420	2413	3059				583383

24. BAILAHONGAL (KA-24)

Sl. No.	CATEGORY OF VEHICLES	AS ON 31-03-2019	VEHICLES NEWLY REGISTERED IN THE YEAR 2019-10												AS ON 31-03-2020
			APRIL	MAY	JUNE	JULY	AUG.	SEPT.	OCTR.	NOVR.	DECR.	JAN.	FEB.	MARCH	
NON TRANSPORT VEHICLE															
1	Two Wheelers	146070	451	728	604	613	434	505	405	888	978	561	442	1082	153761
2	Cars	14189	27	32	27	22	19	25	28	59	33	40	30	42	14573
3	Omni Buses	240	0	0	0	0	0	0	1	0	1	0	0	0	242
4	Tractors	16045	40	68	36	52	29	42	32	46	41	59	61	44	16595
5	Trailers	9028	29	21	17	26	23	19	44	24	15	17	23	29	9315
6	Construction Moving Equipment	6	0	2	2	2	2	1	2	3	0	3	1	6	30
7	Private Service Vehicle	14	0	0	0	0	0	0	0	0	0	0	0	0	14
8	Other Vehicles	308	4	1	1	0	2	11	1	0	3	3	1	4	339
	TOTAL NON TRANSPORT VEHICLES(A)	185900	551	852	687	715	509	603	513	1020	1071	683	558	1207	194869
TRANSPORT VEHICLE															
a.	Multi Axled/Articulated Vehicle	1	0	0	0	0	0	0	0	0	0	1	0	0	2
b.	Trucks and Lorries	2499	2	0	1	1	1	0	0	1	0	1	4	3	2513
	TOTAL	2500	2	0	1	1	1	0	0	1	0	2	4	3	2515
LIGHT GOODS VEHICLES															
a.	Four Wheeler	5128	20	19	16	9	11	18	9	27	8	12	12	26	5315
b.	Three Wheeler	1275	3	7	2	1	1	1	1	4	1	3	10	5	1314
	TOTAL	6403	23	26	18	10	12	19	10	31	9	15	22	31	6629
11	Buses	759	0	1	2	4	3	0	2	0	2	1	2	2	778
	TOTAL	759	0	1	2	4	3	0	2	0	2	1	2	2	778
TAXIES															
a.	Motor Cabs	1089	1	2	0	1	1	1	3	4	1	2	3	2	1110
b.	Maxi Cabs	1070	0	1	0	0	0	1	0	1	2	0	0	1	1076
c.	Others	0	0	0	0	0	0	0	0	0	0	0	0	0	0
	TOTAL	2159	1	3	0	1	1	2	3	5	3	2	3	3	2186
LMV PASSENGER															
a.	Three Seater(A/R)	1780	2	2	1	6	10	7	3	1	4	7	9	11	1843
14	Other Vehicles	568	1	1	1	2	1	1	1	1	1	1	1	4	584
	TOTAL	2348	3	3	2	8	11	8	4	2	5	8	10	15	2427
	TOTAL TRANSPORT (B)	14169	29	33	23	24	28	29	19	39	19	28	41	54	14535
	TOTAL (A)+(B)	200069	580	885	710	739	537	632	532	1059	1090	711	599	1261	209404

25. DHARWAD (KA-25)

Sl. No.	CATEGORY OF VEHICLES	AS ON 31-03-2019	VEHICLES NEWLY REGISTERED IN THE YEAR 2019-10												AS ON 31-03-2020				
			APRIL	MAY	JUNE	JULY	AUG.	SEPT.	OCTR.	NOVR.	DECR.	JAN.	FEB.	MARCH					
	NON TRANSPORT VEHICLE																		
1	Two Wheelers	447076	913	1404	1236	905	805	1017	964	1919	1317	1046	1168	1435					461205
2	Cars	77620	182	248	258	166	171	191	148	350	150	237	226	226					80173
3	Omni Buses	404	1	5	3	0	0	1	0	0	0	0	2	0					416
4	Tractors	23157	52	77	79	71	43	30	46	57	62	100	106	54					23934
5	Trailers	14657	25	27	21	20	12	5	24	11	15	14	15	14					14860
6	Construction Moving Equipment	107	2	1	4	6	4	5	6	10	8	9	5	13					180
7	Private Service Vehicle	0	0	0	0	0	0	0	0	0	1	0	0	0					1
8	Other Vehicles	1768	4	4	9	5	3	3	0	1	3	11	2	4					1817
	TOTAL NON TRANSPORT VEHICLES(A)	564789	1179	1766	1610	1173	1038	1252	1188	2348	1556	1417	1524	1746					582586
9	TRANSPORT VEHICLE																		
a.	Multi Axled/Articulated Vehicle	72	0	0	0	0	0	0	0	0	0	0	0	0					72
b.	Trucks and Lorries	18119	20	10	13	19	5	8	11	15	9	8	9	10					18256
	TOTAL	18191	20	10	13	19	5	8	11	15	9	8	9	10					18328
10	LIGHT GOODS VEHICLES																		
a.	Four Wheeler	13458	40	47	62	43	46	44	55	69	50	67	62	138					14181
b.	Three Wheeler	4255	7	8	6	5	4	5	4	13	8	5	13	8					4341
	TOTAL	17713	47	55	68	48	50	49	59	82	58	72	75	146					18522
11	Buses	7791	12	4	14	18	11	6	0	4	8	13	17	17					7915
	TOTAL	7791	12	4	14	18	11	6	0	4	8	13	17	17					7915
12	TAXIES																		
a.	Motor Cabs	3910	11	8	8	22	12	7	34	27	16	24	15	6					4100
b.	Maxi Cabs	2663	2	1	1	2	4	4	4	2	4	11	3	4					2705
c.	Others	0	2	0	0	2	0	0	2	0	2	0	2	0					10
	TOTAL	6573	15	9	9	26	16	11	40	29	22	35	20	10					6815
13	LMV PASSENGER																		
a.	Three Seater(A/R)	19725	0	1	0	1	1	4	13	83	84	86	77	133					20208
14	Other Vehicles	5843	1	5	4	3	1	1	1	3	2	1	3	6					5874
	TOTAL	25568	1	6	4	4	2	5	14	86	86	87	80	139					26082
	TOTAL TRANSPORT (B)	75836	95	84	108	115	84	79	124	216	183	215	201	322					77662
	TOTAL (A)+(B)	640625	1274	1850	1718	1288	1122	1331	1312	2564	1739	1632	1725	2068					660248

26. GADAG (KA-26)

Sl. No.	CATEGORY OF VEHICLES	AS ON	VEHICLES NEWLY REGISTERED IN THE YEAR 2019-10												AS ON	
		31-03-2019	APRIL	MAY	JUNE	JULY	AUG.	SEPT.	OCTR.	NOVR.	DECR.	JAN.	FEB.	MARCH	31-03-2020	
	NON TRANSPORT VEHICLE															
1	Two Wheelers	172225	875	1080	1041	936	737	897	801	1847	1571	1241	1141	1749	186141	
2	Cars	16626	74	99	92	72	49	76	53	105	67	105	67	114	17599	
3	Omni Buses	143	1	0	2	1	1	1	4	2	1	1	0	1	158	
4	Tractors	18274	86	80	83	73	41	48	30	50	69	127	109	113	19183	
5	Trailers	9983	45	22	32	32	6	11	11	14	15	34	37	39	10281	
6	Construction Moving Equipment	19	0	2	1	1	2	1	0	0	1	3	5	7	42	
7	Private Service Vehicle	3	0	0	0	0	0	0	0	0	1	1	0	0	5	
8	Other Vehicles	1073	3	7	9	1	5	2	3	8	2	4	6	3	1126	
	TOTAL NON TRANSPORT VEHICLES(A)	218346	1084	1290	1260	1116	841	1036	902	2026	1727	1516	1365	2026	234535	
	TRANSPORT VEHICLE															
a.	Multi Axled/Articulated Vehicle	13	0	0	0	0	0	0	0	0	0	0	0	0	13	
b.	Trucks and Lorries	3514	8	15	7	6	5	4	2	6	8	14	4	23	3616	
	TOTAL	3527	8	15	7	6	5	4	2	6	8	14	4	23	3629	
	LIGHT GOODS VEHICLES															
a.	Four Wheeler	5395	30	31	49	39	34	27	44	54	41	49	67	112	5972	
b.	Three Wheeler	2979	5	6	9	9	7	2	4	10	7	9	5	17	3069	
	TOTAL	8374	35	37	58	48	41	29	48	64	48	58	72	129	9041	
11	Buses	2279	11	3	2	5	9	5	4	1	7	15	19	19	2379	
	TOTAL	2279	11	3	2	5	9	5	4	1	7	15	19	19	2379	
	TAXIES															
a.	Motor Cabs	2100	15	9	19	19	14	26	22	25	14	11	13	27	2314	
b.	Maxi Cabs	2060	3	1	0	5	1	3	1	4	4	6	3	6	2097	
c.	Others	0	0	0	0	0	0	0	0	0	0	0	0	0	0	
	TOTAL	4160	18	10	19	24	15	29	23	29	18	17	16	33	4411	
	LMV PASSENGER															
a.	Three Seater(A/R)	6721	29	31	41	28	34	60	39	59	53	54	51	71	7271	
14	Other Vehicles	629	6	4	4	0	1	5	1	3	2	3	9	4	671	
	TOTAL	7350	35	35	45	28	35	65	40	62	55	57	60	75	7942	
	TOTAL TRANSPORT (B)	25690	107	100	131	111	105	132	117	162	136	161	171	279	27402	
	TOTAL (A)+(B)	244036	1191	1390	1391	1227	946	1168	1019	2188	1863	1677	1536	2305	261937	

27. HAVERI (KA-27)

Sl. No.	CATEGORY OF VEHICLES	AS ON 31-03-2019	VEHICLES NEWLY REGISTERED IN THE YEAR 2019-10												AS ON 31-03-2020				
			APRIL	MAY	JUNE	JULY	AUG.	SEPT.	OCTR.	NOVR.	DECR.	JAN.	FEB.	MARCH					
NON TRANSPORT VEHICLE																			
1	Two Wheelers	263253	1054	1204	971	874	678	745	1145	1626	1289	881	885	1715					276320
2	Cars	21624	72	53	54	42	38	43	44	135	63	88	55	86					22397
3	Omni Buses	58	1	0	0	0	0	0	0	0	0	0	0	0					59
4	Tractors	19479	87	92	79	90	58	54	64	87	96	107	92	101					20486
5	Trailers	6042	42	28	15	20	8	13	11	27	22	15	18	25					6286
6	Construction Moving Equipment	13	0	0	2	1	1	1	0	2	6	1	1	4					32
7	Private Service Vehicle	4	0	0	0	0	0	0	0	0	1	0	0	0					5
8	Other Vehicles	1470	2	19	9	3	4	2	17	0	3	4	28	21					1582
	TOTAL NON TRANSPORT VEHICLES(A)	311943	1258	1396	1130	1030	787	858	1281	1877	1480	1096	1079	1952					327167
TRANSPORT VEHICLE																			
a.	Multi Axled/Articulated Vehicle	1	0	0	0	0	0	0	0	0	0	0	0	0					1
b.	Trucks and Lorries	3767	22	15	16	8	6	7	6	10	2	11	21	13					3904
	TOTAL	3768	22	15	16	8	6	7	6	10	2	11	21	13					3905
LIGHT GOODS VEHICLES																			
a.	Four Wheeler	8025	35	32	38	34	31	23	30	56	35	37	39	69					8484
b.	Three Wheeler	3562	12	10	12	12	6	7	8	9	6	7	2	9					3662
	TOTAL	11587	47	42	50	46	37	30	38	65	41	44	41	78					12146
11	Buses	1469	7	0	2	5	2	0	2	0	4	11	15	26					1543
	TOTAL	1469	7	0	2	5	2	0	2	0	4	11	15	26					1543
TAXIES																			
a.	Motor Cabs	2354	9	6	11	4	2	15	11	14	13	15	8	11					2473
b.	Maxi Cabs	1837	1	4	1	4	0	3	3	7	5	0	2	4					1871
c.	Others	0	0	0	0	0	0	0	0	0	0	0	0	0					0
	TOTAL	4191	10	10	12	8	2	18	14	21	18	15	10	15					4344
LMV PASSENGER																			
a.	Three Seater(A/R)	8340	24	29	27	21	13	24	23	50	16	21	32	46					8666
14	Other Vehicles	756	3	2	3	2	1	1	1	1	0	0	2	21					793
	TOTAL	9096	27	31	30	23	14	25	24	51	16	21	34	67					9459
	TOTAL TRANSPORT (B)	30111	113	98	110	90	61	80	84	147	81	102	121	199					31397
	TOTAL (A)+(B)	342054	1371	1494	1240	1120	848	938	1365	2024	1561	1198	1200	2151					358564

28. VIJAYAPURA (KA-28)

Sl. No.	CATEGORY OF VEHICLES	AS ON 31-03-2019	VEHICLES NEWLY REGISTERED IN THE YEAR 2019-10												AS ON 31-03-2020									
			APRIL	MAY	JUNE	JULY	AUG.	SEPT.	OCTR.	NOVR.	DECR.	JAN.	FEB.	MARCH										
	NON TRANSPORT VEHICLE																							
1	Two Wheelers	366125	2044	2527	2361	2331	2294	2149	1978	3440	2455	2743	2398	4226	397071									
2	Cars	34592	168	214	220	185	174	137	174	317	163	281	196	317	37138									
3	Omni Buses	285	0	1	0	1	3	0	0	1	2	1	1	3	298									
4	Tractors	30335	160	195	215	204	159	158	134	211	158	247	233	185	32594									
5	Trailers	17240	34	71	56	64	69	55	40	49	19	17	29	30	17773									
6	Construction Moving Equipment	70	6	4	4	4	6	9	2	5	2	7	10	20	149									
7	Private Service Vehicle	2	0	0	0	0	0	0	0	0	0	1	0	0	3									
8	Other Vehicles	1689	15	10	18	20	14	11	27	27	25	19	27	281	2183									
	TOTAL NON TRANSPORT VEHICLES(A)	450338	2427	3022	2874	2809	2719	2519	2355	4050	2824	3316	2894	5062	487209									
	TRANSPORT VEHICLE																							
a.	Multi Axled/Articulated Vehicle	290	1	1	1	1	2	3	8	1	1	1	1	0	311									
b.	Trucks and Lorries	11152	45	64	25	37	39	33	19	26	21	44	40	69	11614									
	TOTAL	11442	46	65	26	38	41	36	27	27	22	45	41	69	11925									
	LIGHT GOODS VEHICLES																							
a.	Four Wheeler	11286	88	104	89	75	65	83	93	155	68	168	161	208	12643									
b.	Three Wheeler	6769	25	40	51	40	48	22	29	32	22	28	42	104	7252									
	TOTAL	18055	113	144	140	115	113	105	122	187	90	196	203	312	19895									
11	Buses	3505	16	11	17	30	13	13	6	7	1	4	3	25	3651									
	TOTAL	3505	16	11	17	30	13	13	6	7	1	4	3	25	3651									
12	TAXIES																							
a.	Motor Cabs	3806	41	33	39	45	31	38	29	63	33	57	65	45	4325									
b.	Maxi Cabs	1857	6	3	6	0	6	0	5	8	2	6	7	11	1917									
c.	Others	0	0	0	0	0	0	0	0	0	0	0	0	0	0									
	TOTAL	5663	47	36	45	45	37	38	34	71	35	63	72	56	6242									
13	LMV PASSENGER																							
a.	Three Seater(A/R)	9489	41	64	66	106	103	90	95	100	40	72	47	152	10465									
14	Other Vehicles	2908	5	3	4	18	17	1	2	5	1	7	1	3	2975									
	TOTAL	12397	46	67	70	124	120	91	97	105	41	79	48	155	13440									
	TOTAL TRANSPORT (B)	51062	268	323	298	352	324	283	286	397	189	387	367	617	55153									
	TOTAL (A)+(B)	501400	2695	3345	3172	3161	3043	2802	2641	4447	3013	3703	3261	5679	542362									

29. BAGALKOTE (KA-29)

Sl. No.	CATEGORY OF VEHICLES	AS ON 31-03-2019	VEHICLES NEWLY REGISTERED IN THE YEAR 2019-10												AS ON 31-03-2020
			APRIL	MAY	JUNE	JULY	AUG.	SEPT.	OCTR.	NOVR.	DECR.	JAN.	FEB.	MARCH	
NON TRANSPORT VEHICLE															
1	Two Wheelers	211876	876	1200	1124	1199	865	1050	949	1912	2052	1185	1232	1592	227112
2	Cars	21121	87	88	95	71	69	83	93	150	76	91	92	139	22255
3	Omni Buses	125	0	0	0	0	0	0	1	1	1	1	0	0	129
4	Tractors	15551	41	65	91	84	46	55	61	71	74	77	74	86	16376
5	Trailers	12543	20	40	37	33	35	34	37	36	25	25	28	54	12947
6	Construction Moving Equipment	27	0	0	1	2	1	3	2	2	2	5	2	8	55
7	Private Service Vehicle	1	0	0	0	0	0	0	0	0	1	0	1	0	3
8	Other Vehicles	1160	8	3	5	4	6	7	3	11	5	8	22	40	1282
	TOTAL NON TRANSPORT VEHICLES(A)	262404	1032	1396	1353	1393	1022	1232	1146	2183	2236	1392	1451	1919	280159
TRANSPORT VEHICLE															
9															
a.	Multi Axled/Articulated Vehicle	47	0	0	0	0	0	0	0	0	0	0	0	0	47
b.	Trucks and Lorries	4332	21	12	31	27	28	16	16	16	18	14	13	10	4554
	TOTAL	4379	21	12	31	27	28	16	16	16	18	14	13	10	4601
LIGHT GOODS VEHICLES															
10															
a.	Four Wheeler	5245	20	36	42	43	32	37	39	60	35	49	53	76	5767
b.	Three Wheeler	1767	10	6	8	3	3	6	6	7	8	10	16	16	1866
	TOTAL	7012	30	42	50	46	35	43	45	67	43	59	69	92	7633
11	Buses	2051	8	0	6	13	11	5	1	4	9	16	26	34	2184
	TOTAL	2051	8	0	6	13	11	5	1	4	9	16	26	34	2184
TAXIES															
12															
a.	Motor Cabs	2317	7	11	7	10	18	12	7	39	8	27	29	22	2514
b.	Maxi Cabs	1252	1	1	2	1	0	2	0	1	1	2	1	1	1265
c.	Others	0	0	0	0	0	0	0	0	0	0	0	0	0	0
	TOTAL	3569	8	12	9	11	18	14	7	40	9	29	30	23	3779
LMV PASSENGER															
13															
a.	Three Seater(A/R)	7168	46	64	63	74	71	77	41	72	49	56	53	123	7957
14	Other Vehicles	1234	1	4	0	2	1	3	0	2	1	2	2	0	1252
	TOTAL	8402	47	68	63	76	72	80	41	74	50	58	55	123	9209
	TOTAL TRANSPORT (B)	25413	114	134	159	173	164	158	110	201	129	176	193	282	27406
	TOTAL (A)+(B)	287817	1146	1530	1512	1566	1186	1390	1256	2384	2365	1568	1644	2201	307565

30. KARWAR (KA-30)

Sl. No.	CATEGORY OF VEHICLES	AS ON 31-03-2019	VEHICLES NEWLY REGISTERED IN THE YEAR 2019-10												AS ON 31-03-2020				
			APRIL	MAY	JUNE	JULY	AUG.	SEPT.	OCTR.	NOVR.	DECR.	JAN.	FEB.	MARCH					
	NON TRANSPORT VEHICLE																		
1	Two Wheelers	103267	277	433	316	322	195	248	289	584	470	299	253	354	107307				
2	Cars	12699	41	47	45	35	37	38	27	89	48	51	43	39	13239				
3	Omni Buses	6	0	0	0	0	0	0	0	0	0	0	0	0	6				
4	Tractors	209	1	0	1	1	0	0	0	0	1	1	0	0	214				
5	Trailers	189	1	0	0	0	0	0	0	1	0	0	0	0	191				
6	Construction Moving Equipment	10	2	0	0	0	0	1	0	2	1	0	0	0	16				
7	Private Service Vehicle	0	0	0	0	0	0	0	0	0	0	0	0	0	0				
8	Other Vehicles	455	1	2	15	3	1	2	0	0	0	5	0	5	489				
	TOTAL NON TRANSPORT VEHICLES(A)	116835	323	482	377	361	233	289	316	676	520	356	296	398	121462				
	TRANSPORT VEHICLE																		
9																			
a.	Multi Axled/Articulated Vehicle	2	0	0	0	0	0	0	0	0	0	0	0	0	2				
b.	Trucks and Lorries	4302	1	9	1	5	5	2	3	7	3	5	9	3	4355				
	TOTAL	4304	1	9	1	5	5	2	3	7	3	5	9	3	4357				
10	LIGHT GOODS VEHICLES																		
a.	Four Wheeler	2688	7	4	9	5	12	8	7	12	7	6	11	11	2787				
b.	Three Wheeler	1400	0	3	2	2	4	3	3	1	2	2	2	2	1426				
	TOTAL	4088	7	7	11	7	16	11	10	13	9	8	13	13	4213				
11	Buses	246	0	2	0	3	0	4	1	0	0	0	1	1	258				
	TOTAL	246	0	2	0	3	0	4	1	0	0	0	1	1	258				
12	TAXIES																		
a.	Motor Cabs	1354	7	8	8	5	2	12	5	8	5	10	4	9	1437				
b.	Maxi Cabs	681	0	10	1	1	2	2	3	0	0	4	0	0	704				
c.	Others	0	2	0	2	0	0	0	2	0	2	0	2	0	10				
	TOTAL	2035	9	18	11	6	4	14	10	8	7	14	6	9	2151				
13	LMV PASSENGER																		
a.	Three Seater(A/R)	3634	12	13	19	8	12	17	16	18	21	8	14	10	3802				
14	Other Vehicles	402	0	1	0	0	0	1	0	1	1	1	1	1	409				
	TOTAL	4036	12	14	19	8	12	18	16	19	22	9	15	11	4211				
	TOTAL TRANSPORT (B)	14709	29	50	42	29	37	49	40	47	41	36	44	37	15190				
	TOTAL (A)+(B)	131544	352	532	419	390	270	338	356	723	561	392	340	435	136652				

31. SIRSI (KA-31)

SI. No.	CATEGORY OF VEHICLES	AS ON 31-03-2019	VEHICLES NEWLY REGISTERED IN THE YEAR 2019-10												AS ON 31-03-2020				
			APRIL	MAY	JUNE	JULY	AUG.	SEPT.	OCTR.	NOVR.	DECR.	JAN.	FEB.	MARCH					
	NON TRANSPORT VEHICLE																		
1	Two Wheelers	160929	665	848	732	541	401	543	457	1234	808	625	506	974	169263				
2	Cars	25023	80	92	87	61	52	75	70	190	68	116	74	98	26086				
3	Omni Buses	76	0	0	0	0	0	0	0	0	0	0	0	0	76				
4	Tractors	2705	22	14	23	28	9	16	9	16	13	36	32	21	2944				
5	Trailers	912	4	6	2	6	4	4	2	11	3	15	10	8	987				
6	Construction Moving Equipment	6	0	0	0	0	0	1	2	4	4	7	1	2	27				
7	Private Service Vehicle	1	0	0	0	0	0	1	0	0	0	0	0	0	2				
8	Other Vehicles	618	5	3	5	2	2	3	6	7	8	6	4	8	677				
	TOTAL NON TRANSPORT VEHICLES(A)	190270	776	963	849	638	468	643	546	1462	904	805	627	1111	200062				
9	TRANSPORT VEHICLE																		
a.	Multi Axled/Articulated Vehicle	2	0	0	0	0	0	0	0	0	0	0	0	0	2				
b.	Trucks and Lorries	3028	2	3	1	3	2	5	3	4	1	3	3	7	3065				
	TOTAL	3030	2	3	1	3	2	5	3	4	1	3	3	7	3067				
10	LIGHT GOODS VEHICLES																		
a.	Four Wheeler	4429	25	17	15	16	20	22	23	31	19	27	20	37	4701				
b.	Three Wheeler	1541	2	3	2	2	3	5	0	3	6	3	4	5	1579				
	TOTAL	5970	27	20	17	18	23	27	23	34	25	30	24	42	6280				
11	Buses	2641	12	0	2	5	0	0	0	0	4	15	19	27	2725				
	TOTAL	2641	12	0	2	5	0	0	0	0	4	15	19	27	2725				
12	TAXIES																		
a.	Motor Cabs	1091	7	5	5	5	1	4	5	6	0	7	3	4	1143				
b.	Maxi Cabs	600	2	0	1	1	1	1	2	1	1	2	1	2	615				
c.	Others	0	0	0	0	0	0	0	0	0	0	0	0	0	0				
	TOTAL	1691	9	5	6	6	2	5	7	7	1	9	4	6	1758				
13	LMV PASSENGER																		
a.	Three Seater(A/R)	2847	7	9	11	16	8	4	10	15	7	9	11	24	2978				
14	Other Vehicles	822	1	1	1	1	1	1	1	2	2	3	6	1	843				
	TOTAL	3669	8	10	12	17	9	5	11	17	9	12	17	25	3821				
	TOTAL TRANSPORT (B)	17001	58	38	38	49	36	42	44	62	40	69	67	107	17651				
	TOTAL (A)+(B)	207271	834	1001	887	687	504	685	590	1524	944	874	694	1218	217713				

32. KALABURAGI (KA-32)

Sl. No.	CATEGORY OF VEHICLES	AS ON 31-03-2019	VEHICLES NEWLY REGISTERED IN THE YEAR 2019-10												AS ON 31-03-2020				
			APRIL	MAY	JUNE	JULY	AUG.	SEPT.	OCTR.	NOVR.	DECR.	JAN.	FEB.	MARCH					
	NON TRANSPORT VEHICLE																		
1	Two Wheelers	379659	1823	2137	2280	2264	1754	2160	1665	3048	2351	2349	2258	3625	407373				
2	Cars	39300	154	155	130	170	157	153	157	215	110	240	190	209	41340				
3	Omni Buses	896	3	17	8	13	6	9	13	16	6	10	9	15	1021				
4	Tractors	17296	95	75	75	63	68	78	66	105	112	201	143	111	18488				
5	Trailers	8092	37	20	24	8	11	9	11	16	13	28	17	15	8301				
6	Construction Moving Equipment	22	0	0	1	0	5	1	1	3	4	3	7	9	56				
7	Private Service Vehicle	1	0	0	0	0	0	0	0	0	1	0	0	0	2				
8	Other Vehicles	2721	1	4	1	13	26	16	9	18	12	41	17	149	3028				
	TOTAL NON TRANSPORT VEHICLES(A)	447987	2113	2408	2519	2531	2027	2426	1922	3421	2609	2872	2641	4133	479609				
	TRANSPORT VEHICLE																		
a.	Multi Axled/Articulated Vehicle	93	5	0	0	0	0	0	0	0	0	0	0	0	98				
b.	Trucks and Lorries	17600	66	52	72	38	38	22	27	39	18	47	36	69	18124				
	TOTAL	17693	71	52	72	38	38	22	27	39	18	47	36	69	18222				
	LIGHT GOODS VEHICLES																		
a.	Four Wheeler	7889	50	49	46	57	62	74	74	99	56	106	97	68	8727				
b.	Three Wheeler	8026	31	32	30	31	31	30	27	41	22	32	37	46	8416				
	TOTAL	15915	81	81	76	88	93	104	101	140	78	138	134	114	17143				
11	Buses	7231	4	6	12	18	22	11	10	1	2	4	4	31	7356				
	TOTAL	7231	4	6	12	18	22	11	10	1	2	4	4	31	7356				
	TAXIES																		
a.	Motor Cabs	3617	23	32	18	66	33	43	43	39	40	30	41	34	4059				
b.	Maxi Cabs	2125	1	3	0	4	3	6	1	2	5	4	4	9	2167				
c.	Others	0	2	1	2	2	2	0	0	2	0	0	0	0	11				
	TOTAL	5742	26	36	20	72	38	49	44	43	45	34	45	43	6237				
	LMV PASSENGER																		
a.	Three Seater(A/R)	18010	58	55	59	75	59	46	60	67	43	91	77	101	18801				
14	Other Vehicles	5797	14	4	13	10	5	2	0	3	2	9	3	6	5868				
	TOTAL	23807	72	59	72	85	64	48	60	70	45	100	80	107	24669				
	TOTAL TRANSPORT (B)	70388	254	234	252	301	255	234	242	293	188	323	299	364	73627				
	TOTAL (A)+(B)	518375	2367	2642	2771	2832	2282	2660	2164	3714	2797	3195	2940	4497	553236				

33. YADGIRI (KA-33)

Sl. No.	CATEGORY OF VEHICLES	AS ON 31-03-2019	VEHICLES NEWLY REGISTERED IN THE YEAR 2019-10												AS ON 31-03-2020				
			APRIL	MAY	JUNE	JULY	AUG.	SEPT.	OCTR.	NOVR.	DECR.	JAN.	FEB.	MARCH					
	NON TRANSPORT VEHICLE																		
1	Two Wheelers	124577	765	1023	1038	855	868	795	830	1554	1066	1233	1298	1650					137552
2	Cars	10585	58	64	53	45	35	44	39	74	37	68	60	101					11263
3	Omni Buses	251	0	0	6	3	3	2	1	1	0	4	11	7					289
4	Tractors	13207	49	48	65	78	30	65	48	172	64	106	110	77					14119
5	Trailers	5575	17	18	26	15	9	7	11	8	17	19	23	20					5765
6	Construction Moving Equipment	61	0	3	1	1	1	4	2	4	0	0	3	4					84
7	Private Service Vehicle	3	0	0	1	0	0	0	0	0	0	0	0	0					4
8	Other Vehicles	1001	8	22	5	8	7	8	10	10	36	44	60	32					1251
	TOTAL NON TRANSPORT VEHICLES(A)	155260	897	1178	1195	1005	953	925	941	1823	1220	1474	1565	1891					170327
9	TRANSPORT VEHICLE																		
a.	Multi Axled/Articulated Vehicle	4	0	0	0	0	0	0	0	0	0	0	0	0					4
b.	Trucks and Lorries	2319	12	23	12	22	9	5	15	5	4	8	8	4					2446
	TOTAL	2323	12	23	12	22	9	5	15	5	4	8	8	4					2450
10	LIGHT GOODS VEHICLES																		
a.	Four Wheeler	3901	29	22	38	31	31	32	53	54	44	66	70	87					4458
b.	Three Wheeler	1223	10	3	7	3	9	6	5	7	9	6	9	14					1311
	TOTAL	5124	39	25	45	34	40	38	58	61	53	72	79	101					5769
11	Buses	1639	3	1	6	13	12	3	1	4	1	0	0	58					1741
	TOTAL	1639	3	1	6	13	12	3	1	4	1	0	0	58					1741
12	TAXIES																		
a.	Motor Cabs	1709	9	19	15	19	8	8	18	32	18	32	24	42					1953
b.	Maxi Cabs	635	1	2	1	6	0	3	1	0	1	2	1	4					657
c.	Others	0	0	0	0	0	0	0	0	0	0	0	0	0					0
	TOTAL	2344	10	21	16	25	8	11	19	32	19	34	25	46					2610
13	LMV PASSENGER																		
a.	Three Seater(A/R)	10400	36	50	54	70	51	63	60	79	58	84	109	69					11183
14	Other Vehicles	615	1	1	1	1	1	1	2	1	1	1	1	1					628
	TOTAL	11015	37	51	55	71	52	64	62	80	59	85	110	70					11811
	TOTAL TRANSPORT (B)	22445	101	121	134	165	121	121	155	182	136	199	222	279					24381
	TOTAL (A)+(B)	177705	998	1299	1329	1170	1074	1046	1096	2005	1356	1673	1787	2170					194708

34. BELLARY (KA-34)

Sl. No.	CATEGORY OF VEHICLES	AS ON 31-03-2019	VEHICLES NEWLY REGISTERED IN THE YEAR 2019-10												AS ON 31-03-2020
			APRIL	MAY	JUNE	JULY	AUG.	SEPT.	OCTR.	NOVR.	DECR.	JAN.	FEB.	MARCH	
NON TRANSPORT VEHICLE															
1	Two Wheelers	262099	1008	1423	1333	1270	1192	1083	1107	1387	977	975	1173	1553	276580
2	Cars	26467	103	92	97	89	66	65	80	137	86	129	106	138	27655
3	Omni Buses	91	2	2	2	3	1	0	0	0	2	1	1	2	107
4	Tractors	13797	41	70	62	61	31	25	24	41	45	61	64	63	14385
5	Trailers	7032	15	19	2	20	14	11	10	8	6	8	21	8	7174
6	Construction Moving Equipment	64	10	2	2	1	1	5	3	0	1	3	10	19	121
7	Private Service Vehicle	0	0	0	0	0	3	0	2	1	1	1	0	0	8
8	Other Vehicles	1609	15	10	14	10	4	17	12	5	6	16	9	6	1733
	TOTAL NON TRANSPORT VEHICLES(A)	311159	1194	1618	1512	1454	1312	1206	1238	1579	1124	1194	1384	1789	327763
TRANSPORT VEHICLE															
a.	Multi Axled/Articulated Vehicle	138	0	7	0	4	0	0	3	0	2	0	6	7	167
b.	Trucks and Lorries	12511	40	39	47	47	20	13	18	14	11	17	24	32	12833
	TOTAL	12649	40	46	47	51	20	13	21	14	13	17	30	39	13000
LIGHT GOODS VEHICLES															
a.	Four Wheeler	6912	62	42	38	39	51	35	35	43	51	50	77	147	7582
b.	Three Wheeler	2223	3	1	0	6	0	7	5	9	5	8	11	28	2306
	TOTAL	9135	65	43	38	45	51	42	40	52	56	58	88	175	9888
11	Buses	3592	1	1	17	9	3	10	4	2	2	1	1	2	3645
	TOTAL	3592	1	1	17	9	3	10	4	2	2	1	1	2	3645
TAXIES															
a.	Motor Cabs	1604	8	7	6	10	10	10	16	13	6	18	13	3	1724
b.	Maxi Cabs	921	2	3	3	5	5	1	2	3	2	3	5	5	960
c.	Others	0	0	0	0	0	0	0	0	0	0	0	0	0	0
	TOTAL	2525	10	10	9	15	15	11	18	16	8	21	18	8	2684
LMV PASSENGER															
a.	Three Seater(A/R)	9066	25	36	42	54	63	82	88	93	72	71	65	91	9848
14	Other Vehicles	3126	0	0	0	3	1	1	1	1	1	5	2	32	3173
	TOTAL	12192	25	36	42	57	64	83	89	94	73	76	67	123	13021
	TOTAL TRANSPORT (B)	40093	141	136	153	177	153	159	172	178	152	173	204	347	42238
	TOTAL (A)+(B)	351252	1335	1754	1665	1631	1465	1365	1410	1757	1276	1367	1588	2136	370001

35. HOSPET (KA-35)

Sl. No.	CATEGORY OF VEHICLES	AS ON 31-03-2019	VEHICLES NEWLY REGISTERED IN THE YEAR 2019-10												AS ON 31-03-2020			
			APRIL	MAY	JUNE	JULY	AUG.	SEPT.	OCTR.	NOVR.	DECR.	JAN.	FEB.	MARCH				
	NON TRANSPORT VEHICLE																	
1	Two Wheelers	248132	1662	2130	1865	1558	1397	1578	1245	2528	2083	1530	1885	2307				269900
2	Cars	27357	128	127	110	115	95	117	94	147	95	143	115	136				28779
3	Omni Buses	88	3	6	6	4	6	3	3	4	2	1	3	7				136
4	Tractors	13710	57	113	128	106	73	79	62	125	143	117	176	107				14996
5	Trailers	7339	15	22	32	32	9	24	20	19	29	25	36	30				7632
6	Construction Moving Equipment	30	0	0	0	0	0	0	0	0	0	1	0	0				31
7	Private Service Vehicle	0	1	0	0	0	0	0	1	1	1	3	2	0				9
8	Other Vehicles	809	5	7	13	7	13	16	3	4	2	2	3	16				900
	TOTAL NON TRANSPORT VEHICLES(A)	297465	1871	2405	2154	1822	1593	1817	1428	2828	2355	1822	2220	2603				322383
9	TRANSPORT VEHICLE																	
a.	Multi Axled/Articulated Vehicle	305	1	0	10	0	1	0	15	0	1	5	0	22				360
b.	Trucks and Lorries	14315	73	83	85	84	42	49	41	71	57	73	89	143				15205
	TOTAL	14620	74	83	95	84	43	49	56	71	58	78	89	165				15565
10	LIGHT GOODS VEHICLES																	
a.	Four Wheeler	7874	129	114	130	89	62	68	47	37	24	41	59	94				8768
b.	Three Wheeler	592	11	10	7	8	7	10	4	5	11	13	11	18				707
	TOTAL	8466	140	124	137	97	69	78	51	42	35	54	70	112				9475
11	Buses	2228	4	4	22	8	15	5	12	4	3	3	3	33				2344
	TOTAL	2228	4	4	22	8	15	5	12	4	3	3	3	33				2344
12	TAXIES																	
a.	Motor Cabs	2770	15	11	19	24	13	27	31	35	30	29	25	17				3046
b.	Maxi Cabs	1602	1	3	2	6	6	5	7	8	8	10	4	4				1666
c.	Others	0	0	0	0	0	0	0	0	0	0	0	0	0				0
	TOTAL	4372	16	14	21	30	19	32	38	43	38	39	29	21				4712
13	LMV PASSENGER																	
a.	Three Seater(A/R)	4315	12	46	51	76	75	58	53	52	65	58	73	102				5036
14	Other Vehicles	2456	11	8	24	17	13	11	25	16	20	11	12	30				2654
	TOTAL	6771	23	54	75	93	88	69	78	68	85	69	85	132				7690
	TOTAL TRANSPORT (B)	36457	257	279	350	312	234	233	235	228	219	243	276	463				39786
	TOTAL (A)+(B)	333922	2128	2684	2504	2134	1827	2050	1663	3056	2574	2065	2496	3066				362169

36. RAICHUR (KA-36)

Sl. No.	CATEGORY OF VEHICLES	AS ON 31-03-2019	VEHICLES NEWLY REGISTERED IN THE YEAR 2019-10												AS ON 31-03-2020			
			APRIL	MAY	JUNE	JULY	AUG.	SEPT.	OCTR.	NOVR.	DECR.	JAN.	FEB.	MARCH				
	NON TRANSPORT VEHICLE																	
1	Two Wheelers	314483	1682	2088	2181	1845	1609	1763	1710	2633	2435	1772	2058	3249	339508			
2	Cars	23132	100	115	124	120	72	89	78	133	118	126	145	178	24530			
3	Omni Buses	362	1	13	8	9	13	6	5	7	2	7	9	9	451			
4	Tractors	30722	121	140	127	99	81	89	61	131	121	123	185	123	32123			
5	Trailers	10041	43	54	26	27	26	14	10	12	20	9	25	38	10345			
6	Construction Moving Equipment	63	2	0	2	2	1	0	1	1	1	0	7	11	91			
7	Private Service Vehicle	1	0	0	0	0	0	0	0	0	0	0	0	0	1			
8	Other Vehicles	801	4	8	4	8	18	10	5	9	10	14	58	108	1057			
	TOTAL NON TRANSPORT VEHICLES(A)	379605	1953	2418	2472	2110	1820	1971	1870	2926	2707	2051	2487	3716	408106			
	TRANSPORT VEHICLE																	
9																		
a.	Multi Axled/Articulated Vehicle	10	0	0	0	1	0	0	0	0	0	0	0	0	11			
b.	Trucks and Lorries	5793	13	19	9	16	12	11	6	12	4	8	9	13	5925			
	TOTAL	5803	13	19	9	17	12	11	6	12	4	8	9	13	5936			
10	LIGHT GOODS VEHICLES																	
a.	Four Wheeler	10595	35	45	45	59	73	45	47	73	80	118	92	211	11518			
b.	Three Wheeler	2632	4	5	5	8	10	7	6	13	7	13	5	21	2736			
	TOTAL	13227	39	50	50	67	83	52	53	86	87	131	97	232	14254			
11	Buses	2642	2	1	5	8	12	8	1	4	1	2	2	9	2697			
	TOTAL	2642	2	1	5	8	12	8	1	4	1	2	2	9	2697			
12	TAXIES																	
a.	Motor Cabs	2313	15	11	12	10	13	28	25	54	41	62	37	19	2640			
b.	Maxi Cabs	1268	2	4	1	1	2	2	0	4	2	2	1	2	1291			
c.	Others	0	2	0	2	2	2	2	0	0	0	0	0	0	10			
	TOTAL	3581	19	15	15	13	17	32	25	58	43	64	38	21	3941			
13	LMV PASSENGER																	
a.	Three Seater(A/R)	7082	30	39	44	75	97	40	73	62	63	82	60	153	7900			
14	Other Vehicles	867	1	1	4	1	2	4	2	3	12	2	4	30	933			
	TOTAL	7949	31	40	48	76	99	44	75	65	75	84	64	183	8833			
	TOTAL TRANSPORT (B)	33202	104	125	127	181	223	147	160	225	210	289	210	458	35661			
	TOTAL (A)+(B)	412807	2057	2543	2599	2291	2043	2118	2030	3151	2917	2340	2697	4174	443767			

37. KOPPAL (KA-37)

Sl. No.	CATEGORY OF VEHICLES	AS ON 31-03-2019	VEHICLES NEWLY REGISTERED IN THE YEAR 2019-10												AS ON 31-03-2020
			APRIL	MAY	JUNE	JULY	AUG.	SEPT.	OCTR.	NOVR.	DECR.	JAN.	FEB.	MARCH	
NON TRANSPORT VEHICLE															
1	Two Wheelers	226484	1125	1718	1717	1454	1282	1305	1118	2319	2199	1236	1834	2585	246376
2	Cars	20275	74	83	73	82	52	69	46	97	70	81	79	121	21202
3	Omni Buses	209	1	1	1	4	2	4	3	1	1	2	1	2	232
4	Tractors	20004	64	87	111	63	42	54	51	86	124	98	129	86	20999
5	Trailers	7765	38	31	37	25	17	22	11	22	18	26	31	35	8078
6	Construction Moving Equipment	14	0	1	0	1	2	1	1	2	2	1	1	3	29
7	Private Service Vehicle	1	0	0	0	0	0	0	1	0	0	0	2	1	5
8	Other Vehicles	1145	11	19	11	27	10	18	16	4	2	6	7	11	1287
	TOTAL NON TRANSPORT VEHICLES(A)	275897	1313	1940	1950	1656	1407	1473	1247	2531	2416	1450	2084	2844	298208
TRANSPORT VEHICLE															
a.	Multi Axled/Articulated Vehicle	16	0	0	0	0	0	0	0	0	0	0	0	0	16
b.	Trucks and Lorries	4608	15	13	14	18	4	15	10	8	13	15	30	24	4787
	TOTAL	4624	15	13	14	18	4	15	10	8	13	15	30	24	4803
LIGHT GOODS VEHICLES															
a.	Four Wheeler	5921	35	39	38	59	38	37	31	45	64	39	73	131	6550
b.	Three Wheeler	2381	8	10	12	19	6	14	3	12	15	18	28	59	2585
	TOTAL	8302	43	49	50	78	44	51	34	57	79	57	101	190	9135
11	Buses	2389	0	6	8	17	11	2	3	5	4	1	1	16	2463
	TOTAL	2389	0	6	8	17	11	2	3	5	4	1	1	16	2463
TAXIES															
a.	Motor Cabs	2412	16	14	7	8	7	13	11	17	7	13	31	19	2575
b.	Maxi Cabs	1127	0	0	0	1	3	1	2	3	2	2	0	6	1147
c.	Others	0	0	0	0	0	0	0	0	0	0	0	0	0	1
	TOTAL	3539	16	14	8	9	10	14	13	20	9	15	31	25	3723
LMV PASSENGER															
a.	Three Seater(A/R)	2606	4	7	15	10	6	7	6	6	14	9	16	29	2735
14	Other Vehicles	2397	7	12	9	17	8	10	15	11	10	15	9	30	2550
	TOTAL	5003	11	19	24	27	14	17	21	17	24	24	25	59	5285
	TOTAL TRANSPORT (B)	23857	85	101	104	149	83	99	81	107	129	112	188	314	25409
	TOTAL (A)+(B)	299754	1398	2041	1805	1490	1572	1328	2638	2545	1562	1562	2272	3158	323617

38. BIDAR (KA-38)

Sl. No.	CATEGORY OF VEHICLES	AS ON 31-03-2019	VEHICLES NEWLY REGISTERED IN THE YEAR 2019-10												AS ON 31-03-2020				
			APRIL	MAY	JUNE	JULY	AUG.	SEPT.	OCTR.	NOVR.	DECR.	JAN.	FEB.	MARCH					
	NON TRANSPORT VEHICLE																		
1	Two Wheelers	115747	820	821	761	774	598	642	741	986	644	910	834	1226					125504
2	Cars	11059	43	64	52	53	40	54	42	89	50	79	60	81					11766
3	Omni Buses	261	1	4	5	3	3	2	2	2	0	2	2	2					289
4	Tractors	3734	14	8	20	11	20	9	11	23	14	30	30	35					3959
5	Trailers	2088	12	4	6	4	3	1	4	7	8	8	12	10					2167
6	Construction Moving Equipment	5	3	1	0	1	0	0	0	0	1	1	1	0					13
7	Private Service Vehicle	0	0	0	0	0	0	0	0	0	0	3	0	0					3
8	Other Vehicles	328	4	7	2	10	3	6	2	2	9	5	7	3					388
	TOTAL NON TRANSPORT VEHICLES(A)	133222	897	909	846	856	667	714	802	1109	726	1038	946	1357					144089
9	TRANSPORT VEHICLE																		
a.	Multi Axled/Articulated Vehicle	58	0	0	0	0	0	0	0	0	0	0	0	0					58
b.	Trucks and Lorries	4307	3	5	2	3	4	4	6	4	0	15	4	7					4364
	TOTAL	4365	3	5	2	3	4	4	6	4	0	15	4	7					4422
10	LIGHT GOODS VEHICLES																		
a.	Four Wheeler	3825	21	15	17	11	17	16	23	28	18	38	29	27					4085
b.	Three Wheeler	1030	11	6	11	7	5	6	9	13	6	24	25	9					1162
	TOTAL	4855	32	21	28	18	22	22	32	41	24	62	54	36					5247
11	Buses	2517	0	4	1	7	10	3	4	4	0	1	2	5					2558
	TOTAL	2517	0	4	1	7	10	3	4	4	0	1	2	5					2558
12	TAXIES																		
a.	Motor Cabs	1021	3	6	4	5	4	7	8	11	8	8	3	7					1095
b.	Maxi Cabs	602	1	0	0	1	1	1	0	2	0	1	0	2					611
c.	Others	0	0	0	0	0	0	0	0	0	0	0	0	0					0
	TOTAL	1623	4	6	4	6	5	8	8	13	8	9	3	9					1706
13	LMV PASSENGER																		
a.	Three Seater(A/R)	4746	35	33	33	34	22	49	31	40	31	51	50	31					5186
14	Other Vehicles	442	1	1	1	3	2	1	1	1	1	3	1	3					461
	TOTAL	5188	36	34	34	37	24	50	32	41	32	54	51	34					5647
	TOTAL TRANSPORT (B)	18548	75	70	69	71	65	87	82	103	64	141	114	91					19580
	TOTAL (A)+(B)	151770	972	979	915	927	732	801	884	1212	790	1179	1060	1448					163669

39. BHALKI (KA-39)

Sl. No.	CATEGORY OF VEHICLES	AS ON 31-03-2019	VEHICLES NEWLY REGISTERED IN THE YEAR 2019-10												AS ON 31-03-2020				
			APRIL	MAY	JUNE	JULY	AUG.	SEPT.	OCTR.	NOVR.	DECR.	JAN.	FEB.	MARCH					
	NON TRANSPORT VEHICLE																		
1	Two Wheelers	74505	348	542	460	385	372	401	376	547	362	515	503	797					80113
2	Cars	5427	21	16	14	22	18	15	15	26	10	22	24	33					5663
3	Omni Buses	212	0	1	0	1	1	0	0	0	0	1	1	1					219
4	Tractors	3618	18	12	10	14	21	8	15	23	22	34	26	20					3841
5	Trailers	2105	11	8	4	10	2	6	2	3	7	4	6	7					2175
6	Construction Moving Equipment	2	0	0	1	0	0	0	0	0	0	0	1	0					4
7	Private Service Vehicle	0	0	0	0	0	0	0	0	0	0	0	0	0					0
8	Other Vehicles	51	0	1	0	0	1	0	0	0	1	2	0	1					57
	TOTAL NON TRANSPORT VEHICLES(A)	85920	398	580	489	432	415	430	408	600	402	578	561	859					92072
	TRANSPORT VEHICLE																		
9																			
a.	Multi Axled/Articulated Vehicle	8	0	0	0	0	0	0	0	0	0	0	0	0					8
b.	Trucks and Lorries	3012	4	2	6	0	0	1	3	4	1	2	2	3					3040
	TOTAL	3020	4	2	6	0	0	1	3	4	1	2	2	3					3048
10	LIGHT GOODS VEHICLES																		
a.	Four Wheeler	1789	7	7	7	10	4	9	13	11	7	16	14	29					1923
b.	Three Wheeler	1236	3	6	4	6	2	5	5	7	2	7	9	4					1296
	TOTAL	3025	10	13	11	16	6	14	18	18	9	23	23	33					3219
11	Buses	779	1	3	3	8	8	2	1	1	0	0	1	6					813
	TOTAL	779	1	3	3	8	8	2	1	1	0	0	1	6					813
12	TAXIES																		
a.	Motor Cabs	331	6	2	2	4	4	2	5	3	3	5	3	8					378
b.	Maxi Cabs	545	1	0	0	0	0	0	0	0	1	0	2	2					551
c.	Others	0	0	0	0	0	0	0	0	0	0	0	0	0					0
	TOTAL	876	7	2	2	4	4	2	5	3	4	5	5	10					929
13	LMV PASSENGER																		
a.	Three Seater(A/R)	1396	5	5	4	6	6	8	6	9	14	5	12	3					1479
14	Other Vehicles	163	4	0	3	1	4	1	3	0	2	1	1	8					191
	TOTAL	1559	9	5	7	7	10	9	9	9	16	6	13	11					1670
	TOTAL TRANSPORT (B)	9259	31	25	29	35	28	28	36	35	30	36	44	63					9679
	TOTAL (A)+(B)	95179	429	605	518	467	443	458	444	635	432	614	605	922					101751

40. CHIKKABALLAPUR (KA-40)

Sl. No.	CATEGORY OF VEHICLES	AS ON 31-03-2019	VEHICLES NEWLY REGISTERED IN THE YEAR 2019-10												AS ON 31-03-2020			
			APRIL	MAY	JUNE	JULY	AUG.	SEPT.	OCTR.	NOVR.	DECR.	JAN.	FEB.	MARCH				
	NON TRANSPORT VEHICLE																	
1	Two Wheelers	185852	810	1078	1045	1052	738	859	951	1221	925	867	993	1426	197817			
2	Cars	25968	51	75	64	54	48	78	68	93	50	82	79	59	26769			
3	Omni Buses	674	2	1	0	0	0	1	0	1	0	0	1	0	680			
4	Tractors	11435	39	29	27	41	38	14	24	36	51	40	36	34	11844			
5	Trailers	7000	16	13	10	23	11	5	8	15	20	18	14	20	7173			
6	Construction Moving Equipment	13	2	2	3	3	3	1	2	2	3	5	4	6	49			
7	Private Service Vehicle	0	0	2	1	0	0	0	0	0	0	0	0	0	3			
8	Other Vehicles	968	3	3	1	8	6	7	26	6	4	4	4	38	1078			
	TOTAL NON TRANSPORT VEHICLES(A)	231910	923	1203	1151	1181	844	965	1079	1374	1053	1016	1131	1583	245413			
9	TRANSPORT VEHICLE																	
a.	Multi Axled/Articulated Vehicle	29	0	0	0	0	1	0	0	0	0	0	0	0	0	0	0	30
b.	Trucks and Lorries	4825	16	10	22	13	12	10	21	8	10	12	15	11	4985			
	TOTAL	4854	16	10	22	13	13	10	21	8	10	12	15	11	5015			
10	LIGHT GOODS VEHICLES																	
a.	Four Wheeler	8512	39	51	26	38	45	62	42	51	34	44	56	66	9066			
b.	Three Wheeler	963	2	10	10	13	10	8	8	15	13	14	10	17	1093			
	TOTAL	9475	41	61	36	51	55	70	50	66	47	58	66	83	10159			
11	Buses	4612	8	5	21	9	2	4	1	6	1	6	11	18	4704			
	TOTAL	4612	8	5	21	9	2	4	1	6	1	6	11	18	4704			
12	TAXIES																	
a.	Motor Cabs	2681	31	15	28	17	1	17	12	29	18	12	25	3	2889			
b.	Maxi Cabs	1067	2	3	1	1	1	1	1	0	0	0	1	1	1079			
c.	Others	0	2	0	0	0	2	0	0	2	0	2	0	2	10			
	TOTAL	3748	35	18	29	18	4	18	13	31	18	14	26	6	3978			
13	LMV PASSENGER																	
a.	Three Seater(A/R)	5844	16	17	15	19	16	25	10	23	13	26	29	17	6070			
14	Other Vehicles	1535	3	5	24	14	7	9	4	15	11	7	4	36	1674			
	TOTAL	7379	19	22	39	33	23	34	14	38	24	33	33	53	7744			
	TOTAL TRANSPORT (B)	30068	119	116	147	124	97	136	99	149	100	123	151	171	31600			
	TOTAL (A)+(B)	261978	1042	1319	1298	1305	941	1101	1178	1523	1153	1139	1282	1754	277013			

41. JNANABHARATHI (KA-41)

Sl. No.	CATEGORY OF VEHICLES	AS ON 31-03-2019	VEHICLES NEWLY REGISTERED IN THE YEAR 2019-10												AS ON 31-03-2020			
			APRIL	MAY	JUNE	JULY	AUG.	SEPT.	OCTR.	NOVR.	DECR.	JAN.	FEB.	MARCH				
	NON TRANSPORT VEHICLE																	
1	Two Wheelers	330574	1705	1888	1924	1591	2280	1468	2413	1576	816	1955	1504	1357				351051
2	Cars	82255	438	420	392	255	459	359	612	464	202	742	394	293				87285
3	Omni Buses	230	0	0	0	0	0	0	0	0	0	0	0	0				230
4	Tractors	1167	1	3	3	3	9	4	5	3	0	1	2	2				1203
5	Trailers	793	1	1	4	2	6	2	2	2	0	1	1	0				815
6	Construction Moving Equipment	14	3	5	8	4	5	5	4	6	8	17	6	4				89
7	Private Service Vehicle	3	3	2	3	1	1	2	2	1	1	0	0	0				19
8	Other Vehicles	1323	6	3	9	5	6	6	7	7	3	6	6	7				1394
	TOTAL NON TRANSPORT VEHICLES(A)	416359	2157	2322	2343	1861	2766	1846	3045	2059	1030	2722	1913	1663				442086
	TRANSPORT VEHICLE																	
a.	Multi Axled/Articulated Vehicle	106	0	0	0	0	0	0	0	0	0	0	0	0				106
b.	Trucks and Lorries	6500	36	30	24	23	22	12	23	20	16	17	31	54				6808
	TOTAL	6606	36	30	24	23	22	12	23	20	16	17	31	54				6914
	LIGHT GOODS VEHICLES																	
a.	Four Wheeler	11808	60	40	58	69	61	65	78	64	53	86	61	63				12566
b.	Three Wheeler	3892	48	53	56	46	45	55	32	65	29	29	54	61				4465
	TOTAL	15700	108	93	114	115	106	120	110	129	82	115	115	124				17031
	Buses	4495	8	31	34	28	4	4	8	4	5	12	21	20				4674
	TOTAL	4495	8	31	34	28	4	4	8	4	5	12	21	20				4674
	TAXIES																	
a.	Motor Cabs	13542	70	56	64	90	89	50	73	82	58	116	75	27				14392
b.	Maxi Cabs	3517	24	11	6	3	31	6	17	11	13	11	3	2				3655
c.	Others	2	0	2	0	2	0	0	2	0	0	2	2	0				12
	TOTAL	17061	94	69	70	95	120	56	92	93	71	129	80	29				18059
	LMV PASSENGER																	
a.	Three Seater(A/R)	11777	18	18	22	21	27	33	49	24	19	19	17	12				12056
	Other Vehicles	1056	2	1	7	1	6	613	1	1	5	10	9	10				1722
	TOTAL	12833	20	19	29	22	33	646	50	25	24	29	26	22				13778
	TOTAL TRANSPORT (B)	56695	266	242	271	283	285	838	283	271	198	302	273	249				60456
	TOTAL (A)+(B)	473054	2423	2564	2614	2144	3051	2684	3328	2330	1228	3024	2186	1912				502542

42. RAMNAGAR (KA-42)

Sl. No.	CATEGORY OF VEHICLES	AS ON 31-03-2019	VEHICLES NEWLY REGISTERED IN THE YEAR 2019-10												AS ON 31-03-2020				
			APRIL	MAY	JUNE	JULY	AUG.	SEPT.	OCTR.	NOVR.	DECR.	JAN.	FEB.	MARCH					
	NON TRANSPORT VEHICLE																		
1	Two Wheelers	163003	1195	1364	1122	1247	1260	990	1409	1316	548	1200	972	935	176561				
2	Cars	25419	107	99	97	80	101	81	120	121	44	323	171	81	26844				
3	Omni Buses	86	0	0	0	0	0	0	0	0	0	0	0	0	86				
4	Tractors	7788	32	32	23	43	33	18	33	27	16	24	13	24	8106				
5	Trailers	3437	12	18	11	22	18	8	19	16	9	13	9	20	3612				
6	Construction Moving Equipment	83	12	3	11	7	7	5	5	6	6	11	19	17	192				
7	Private Service Vehicle	4	0	1	0	0	0	0	1	0	0	0	0	0	6				
8	Other Vehicles	688	3	2	2	13	5	3	6	5	4	2	12	14	759				
	TOTAL NON TRANSPORT VEHICLES(A)	200508	1361	1519	1266	1412	1424	1105	1593	1491	627	1573	1196	1091	216166				
	TRANSPORT VEHICLE																		
a.	Multi Axled/Articulated Vehicle	294	0	0	0	0	0	0	0	11	0	0	5	0	310				
b.	Trucks and Lorries	4042	14	16	20	23	11	6	9	60	33	46	14	34	4328				
	TOTAL	4336	14	16	20	23	11	6	9	71	33	46	19	34	4638				
	LIGHT GOODS VEHICLES																		
a.	Four Wheeler	6820	42	34	39	41	46	31	34	51	22	56	41	70	7327				
b.	Three Wheeler	2160	30	28	18	23	16	15	12	27	8	20	15	76	2448				
	TOTAL	8980	72	62	57	64	62	46	46	78	30	76	56	146	9775				
11	Buses	2880	8	9	19	21	5	5	5	0	1	0	11	23	2987				
	TOTAL	2880	8	9	19	21	5	5	5	0	1	0	11	23	2987				
12	TAXIES																		
a.	Motor Cabs	4111	14	19	15	14	19	16	26	20	13	21	36	7	4331				
b.	Maxi Cabs	1296	1	1	0	0	1	0	0	0	1	4	1	0	1305				
c.	Others	1	0	0	0	1	0	0	0	0	0	0	0	0	2				
	TOTAL	5408	15	20	15	15	20	16	26	20	14	25	37	7	5638				
13	LMV PASSENGER																		
a.	Three Seater(A/R)	6738	45	31	23	37	21	25	32	36	13	34	20	16	7071				
14	Other Vehicles	884	0	2	2	1	1	1	1	1	2	1	7	1	904				
	TOTAL	7622	45	33	25	38	22	26	33	37	15	35	27	17	7975				
	TOTAL TRANSPORT (B)	29226	154	140	136	161	120	99	119	206	93	182	150	227	31013				
	TOTAL (A)+(B)	229734	1515	1659	1402	1573	1544	1204	1712	1697	720	1755	1346	1318	247179				

43. DEVANAHALLI (KA-43)

Sl. No.	CATEGORY OF VEHICLES	AS ON 31-03-2019	VEHICLES NEWLY REGISTERED IN THE YEAR 2019-10												AS ON 31-03-2020				
			APRIL	MAY	JUNE	JULY	AUG.	SEPT.	OCTR.	NOVR.	DECR.	JAN.	FEB.	MARCH					
	NON TRANSPORT VEHICLE																		
1	Two Wheelers	113964	481	552	460	502	475	502	531	620	272	491	450	499					119799
2	Cars	21637	52	62	71	66	68	59	96	69	37	81	93	63					22454
3	Omni Buses	171	0	0	0	0	0	0	0	0	0	0	0	0					171
4	Tractors	3874	30	21	13	13	23	8	17	22	8	21	11	8					4069
5	Trailers	2549	9	13	7	7	10	6	10	10	3	11	5	4					2644
6	Construction Moving Equipment	43	2	5	0	1	5	1	6	3	3	6	12	12					99
7	Private Service Vehicle	2	0	0	0	1	0	0	0	1	0	0	0	0					4
8	Other Vehicles	904	2	13	2	1	4	2	1	2	3	1	2	15					952
	TOTAL NON TRANSPORT VEHICLES(A)	143144	576	666	553	591	585	578	661	727	326	611	573	601					150192
9	TRANSPORT VEHICLE																		
a.	Multi Axled/Articulated Vehicle	57	0	0	0	0	0	0	0	0	0	0	0	0					57
b.	Trucks and Lorries	3943	11	8	20	25	19	7	5	5	2	19	7	27					4098
	TOTAL	4000	11	8	20	25	19	7	5	5	2	19	7	27					4155
10	LIGHT GOODS VEHICLES																		
a.	Four Wheeler	4673	32	21	16	27	24	21	30	29	21	65	35	45					5039
b.	Three Wheeler	668	4	6	2	9	6	8	8	6	5	9	3	4					738
	TOTAL	5341	36	27	18	36	30	29	38	35	26	74	38	49					5777
11	Buses	1293	3	1	26	15	4	0	7	1	6	3	11	10					1380
	TOTAL	1293	3	1	26	15	4	0	7	1	6	3	11	10					1380
12	TAXIES																		
a.	Motor Cabs	1525	6	5	15	11	5	7	19	15	1	15	2	1					1627
b.	Maxi Cabs	748	0	1	1	0	1	1	0	0	0	0	0	0					752
c.	Others	0	0	0	0	0	0	0	0	0	0	0	0	0					0
	TOTAL	2273	6	6	16	11	6	8	19	15	1	15	2	1					2379
13	LMV PASSENGER																		
a.	Three Seater(A/R)	2359	11	12	15	18	12	12	16	11	6	17	14	10					2513
14	Other Vehicles	857	1	2	0	4	2	2	0	3	2	0	0	21					894
	TOTAL	3216	12	14	15	22	14	14	16	14	8	17	14	31					3407
	TOTAL TRANSPORT (B)	16123	68	56	95	109	73	58	85	70	43	128	72	118					17098
	TOTAL (A)+(B)	159267	644	722	648	700	658	636	746	797	369	739	645	719					167290

44. TIPATUR (KA-44)

Sl. No.	CATEGORY OF VEHICLES	AS ON 31-03-2019	VEHICLES NEWLY REGISTERED IN THE YEAR 2019-10												AS ON 31-03-2020				
			APRIL	MAY	JUNE	JULY	AUG.	SEPT.	OCTR.	NOVR.	DECR.	JAN.	FEB.	MARCH					
	NON TRANSPORT VEHICLE																		
1	Two Wheelers	133694	645	777	751	648	654	854	790	884	549	670	684	1030					142630
2	Cars	16208	39	42	49	47	27	52	53	63	44	85	60	58					16827
3	Omni Buses	58	0	0	0	0	0	0	0	0	0	0	0	0					58
4	Tractors	12532	30	39	43	53	54	41	43	38	49	49	76	88					13135
5	Trailers	9216	24	18	33	31	24	29	20	26	19	30	50	38					9558
6	Construction Moving Equipment	28	1	0	3	3	0	1	1	1	2	7	9	11					67
7	Private Service Vehicle	1	0	0	0	0	0	0	1	0	0	1	0	1					4
8	Other Vehicles	361	2	1	4	1	1	1	2	1	4	2	5	3					388
	TOTAL NON TRANSPORT VEHICLES(A)	172098	741	877	883	783	760	978	910	1013	667	844	884	1229					182667
9	TRANSPORT VEHICLE																		
a.	Multi Axled/Articulated Vehicle	4	0	0	0	0	0	0	0	0	0	0	0	0					4
b.	Trucks and Lorries	2323	4	5	3	4	4	1	13	6	1	7	15	10					2396
	TOTAL	2327	4	5	3	4	4	1	13	6	1	7	15	10					2400
10	LIGHT GOODS VEHICLES																		
a.	Four Wheeler	3726	18	25	23	23	28	24	26	26	12	26	30	19					4006
b.	Three Wheeler	2431	12	11	3	3	4	2	6	6	4	4	7	8					2501
	TOTAL	6157	30	36	26	26	32	26	32	32	16	30	37	27					6507
11	Buses	522	1	2	4	10	2	1	1	3	1	0	1	5					553
	TOTAL	522	1	2	4	10	2	1	1	3	1	0	1	5					553
12	TAXIES																		
a.	Motor Cabs	2068	3	7	5	3	11	5	1	6	8	14	5	10					2146
b.	Maxi Cabs	630	1	0	2	2	1	3	4	1	0	1	1	2					648
c.	Others	0	0	0	0	1	0	0	0	1	0	0	0	0					2
	TOTAL	2698	4	7	7	6	12	8	5	8	8	15	6	12					2796
13	LMV PASSENGER																		
a.	Three Seater(A/R)	4573	12	15	15	12	26	11	16	22	27	17	24	10					4780
14	Other Vehicles	1416	8	7	9	11	7	6	11	5	8	11	13	15					1527
	TOTAL	5989	20	22	24	23	33	17	27	27	35	28	37	25					6307
	TOTAL TRANSPORT (B)	17693	59	72	64	69	83	53	78	76	61	80	96	79					18563
	TOTAL (A)+(B)	189791	800	949	947	852	843	1031	988	1089	728	924	980	1308					201230

45. HUNASUR (KA-45)

Sl. No.	CATEGORY OF VEHICLES	VEHICLES NEWLY REGISTERED IN THE YEAR 2019-10												AS ON 31-03-2020									
		APRIL	MAY	JUNE	JULY	AUG.	SEPT.	OCTR.	NOVR.	DECR.	JAN.	FEB.	MARCH										
	NON TRANSPORT VEHICLE																						
1	Two Wheelers	160366	923	945	720	824	888	683	970	1028	713	852	816	1092									170820
2	Cars	19032	27	23	22	23	22	14	27	18	20	37	23	31									19319
3	Omni Buses	279	0	0	0	0	0	0	0	0	0	0	0	0									279
4	Tractors	9923	72	96	97	116	62	59	88	127	88	112	123	135									11098
5	Trailers	5427	8	5	3	3	3	1	2	3	5	7	12	7									5486
6	Construction Moving Equipment	6	0	0	0	0	0	0	0	1	1	0	0	0									8
7	Private Service Vehicle	10	0	0	0	0	0	0	0	2	1	4	0	3									20
8	Other Vehicles	351	1	0	0	2	0	0	1	5	2	5	1	4									372
	TOTAL NON TRANSPORT VEHICLES(A)	195394	1031	1069	842	968	975	757	1088	1184	830	1017	975	1272									207402
9	TRANSPORT VEHICLE																						
a.	Multi Axled/Articulated Vehicle	0	0	0	0	0	0	0	0	0	0	0	0	0									0
b.	Trucks and Lorries	1722	1	3	0	4	0	2	4	3	2	7	3	4									1755
	TOTAL	1722	1	3	0	4	0	2	4	3	2	7	3	4									1755
10	LIGHT GOODS VEHICLES																						
a.	Four Wheeler	6571	29	31	31	24	37	36	42	42	21	48	63	79									7054
b.	Three Wheeler	3439	5	2	9	4	6	1	3	3	4	4	1	1									3482
	TOTAL	10010	34	33	40	28	43	37	45	45	25	52	64	80									10536
11	Buses	989	1	0	2	18	2	4	0	1	0	1	3	0									1021
	TOTAL	989	1	0	2	18	2	4	0	1	0	1	3	0									1021
12	TAXIES																						
a.	Motor Cabs	1308	4	4	4	6	4	3	4	3	1	5	1	0									1347
b.	Maxi Cabs	1085	1	1	0	0	1	0	1	4	0	1	2	2									1098
c.	Others	0	1	0	0	0	0	0	0	0	0	0	0	0									1
	TOTAL	2393	6	5	4	6	5	3	5	7	1	6	3	2									2446
13	LMV PASSENGER																						
a.	Three Seater(A/R)	2426	9	6	4	2	7	9	7	14	6	8	1	11									2510
14	Other Vehicles	325	1	0	0	1	0	1	1	1	0	0	1	1									332
	TOTAL	2751	10	6	4	3	7	10	8	15	6	8	2	12									2842
	TOTAL TRANSPORT (B)	17865	52	47	50	59	57	56	62	71	34	74	75	98									18600
	TOTAL (A)+(B)	213259	1083	1116	892	1027	1032	813	1150	1255	864	1091	1050	1370									226002

46. SAKALESHPURA (KA-46)

Sl. No.	CATEGORY OF VEHICLES	AS ON 31-03-2019	VEHICLES NEWLY REGISTERED IN THE YEAR 2019-10												AS ON 31-03-2020				
			APRIL	MAY	JUNE	JULY	AUG.	SEPT.	OCTR.	NOVR.	DECR.	JAN.	FEB.	MARCH					
	NON TRANSPORT VEHICLE																		
1	Two Wheelers	58563	240	346	255	292	195	182	234	313	188	293	293	490	61884				
2	Cars	23588	35	37	43	36	19	28	35	39	25	34	31	40	23990				
3	Omni Buses	48	0	0	0	1	0	0	0	0	0	0	0	0	49				
4	Tractors	3791	18	23	35	18	9	12	15	11	15	17	23	50	4037				
5	Trailers	2926	0	6	2	0	0	0	1	3	5	4	3	8	2958				
6	Construction Moving Equipment	9	2	2	0	0	0	0	0	0	1	1	1	1	17				
7	Private Service Vehicle	1	0	0	0	0	0	0	1	0	2	1	3	0	8				
8	Other Vehicles	376	2	0	4	3	0	2	1	4	4	7	2	10	415				
	TOTAL NON TRANSPORT VEHICLES(A)	89302	297	414	339	350	223	224	287	370	240	357	356	599	93358				
	TRANSPORT VEHICLE																		
9	Multi Axled/Articulated Vehicle	1	0	0	0	0	0	0	0	0	0	0	0	0	1				
a.	Trucks and Lorries	1724	5	2	5	0	3	2	1	3	1	2	1	3	1752				
	TOTAL	1725	5	2	5	0	3	2	1	3	1	2	1	3	1753				
10	LIGHT GOODS VEHICLES																		
a.	Four Wheeler	3907	26	17	18	16	24	17	16	11	14	22	22	29	4139				
b.	Three Wheeler	1053	0	0	2	0	1	1	0	1	3	6	2	5	1074				
	TOTAL	4960	26	17	20	16	25	18	16	12	17	28	24	34	5213				
11	Buses	314	0	0	0	2	0	0	0	1	0	0	1	0	318				
	TOTAL	314	0	0	0	2	0	0	0	1	0	0	1	0	318				
12	TAXIES																		
a.	Motor Cabs	695	0	0	0	2	0	3	3	1	1	1	0	0	706				
b.	Maxi Cabs	651	0	0	0	0	2	2	0	1	0	0	0	1	657				
c.	Others	0	0	0	0	0	0	0	0	0	0	0	0	0	0				
	TOTAL	1346	0	0	0	2	2	5	3	2	1	1	0	1	1363				
13	LMV PASSENGER																		
a.	Three Seater(A/R)	3488	3	11	13	12	7	2	4	10	7	8	16	6	3587				
14	Other Vehicles	1452	5	2	5	0	3	2	0	3	0	2	0	3	1477				
	TOTAL	4940	8	13	18	12	10	4	4	13	7	10	16	9	5064				
	TOTAL TRANSPORT (B)	13285	39	32	43	32	40	29	24	31	26	41	42	47	13711				
	TOTAL (A)+(B)	102587	336	446	382	382	263	253	311	401	266	398	398	646	107069				

47. HONNAVARA (KA-47)

Sl. No.	CATEGORY OF VEHICLES	AS ON 31-03-2019	VEHICLES NEWLY REGISTERED IN THE YEAR 2019-10												AS ON 31-03-2020				
			APRIL	MAY	JUNE	JULY	AUG.	SEPT.	OCTR.	NOVR.	DECR.	JAN.	FEB.	MARCH					
	NON TRANSPORT VEHICLE																		
1	Two Wheelers	114162	418	712	461	691	405	567	529	931	615	501	484	625					121101
2	Cars	11660	65	85	47	71	58	84	67	99	40	83	69	73					12501
3	Omni Buses	16	0	0	0	0	0	0	1	1	0	0	0	0					18
4	Tractors	100	0	0	0	1	1	0	0	0	1	0	0	0					103
5	Trailers	19	0	0	0	1	0	0	0	0	0	0	0	0					20
6	Construction Moving Equipment	15	2	1	0	1	1	1	0	2	0	0	0	0					23
7	Private Service Vehicle	2	0	0	0	0	0	0	0	1	0	0	0	1					4
8	Other Vehicles	437	2	5	5	7	1	1	3	7	3	3	1	2					477
	TOTAL NON TRANSPORT VEHICLES(A)	126411	487	803	513	772	466	653	600	1041	659	587	554	701					134247
9	TRANSPORT VEHICLE																		
a.	Multi Axled/Articulated Vehicle	0	0	0	0	0	0	0	0	0	0	0	0	0					0
b.	Trucks and Lorries	1846	1	0	0	1	2	2	2	2	2	2	3	3					1866
	TOTAL	1846	1	0	0	1	2	2	2	2	2	2	3	3					1866
10	LIGHT GOODS VEHICLES																		
a.	Four Wheeler	3506	16	14	5	7	17	24	28	22	16	17	25	20					3717
b.	Three Wheeler	1024	0	2	0	2	0	1	2	3	0	0	1	2					1037
	TOTAL	4530	16	16	5	9	17	25	30	25	16	17	26	22					4754
11	Buses	769	1	1	2	4	7	5	2	2	0	0	1	0					794
	TOTAL	769	1	1	2	4	7	5	2	2	0	0	1	0					794
12	TAXIES																		
a.	Motor Cabs	1471	5	5	6	8	3	6	2	10	8	12	9	3					1548
b.	Maxi Cabs	692	4	1	0	0	0	0	0	2	1	0	0	2					702
c.	Others	0	0	1	1	0	1	0	1	0	1	0	1	0					6
	TOTAL	2163	9	7	7	8	4	6	3	12	10	12	10	5					2256
13	LMV PASSENGER																		
a.	Three Seater(A/R)	4162	29	30	33	41	33	53	34	61	37	30	41	35					4619
14	Other Vehicles	201	5	0	0	22	13	1	14	10	22	24	35	17					364
	TOTAL	4363	34	30	33	63	46	54	48	71	59	54	76	52					4983
	TOTAL TRANSPORT (B)	13671	61	54	47	85	76	92	85	112	87	85	116	82					14653
	TOTAL (A)+(B)	140082	548	857	560	857	542	745	685	1153	746	672	670	783					148900

48. JAMAKHANDI (KA-48)

SI. No.	CATEGORY OF VEHICLES	AS ON 31-03-2019	VEHICLES NEWLY REGISTERED IN THE YEAR 2019-10												AS ON 31-03-2020				
			APRIL	MAY	JUNE	JULY	AUG.	SEPT.	OCTR.	NOVR.	DECR.	JAN.	FEB.	MARCH					
	NON TRANSPORT VEHICLE																		
1	Two Wheelers	154039	372	1006	1066	986	587	680	657	1217	1188	914	841	1795					165348
2	Cars	11452	33	86	67	53	48	39	49	117	53	57	68	124					12246
3	Omni Buses	114	0	0	1	3	0	0	0	0	1	0	1	0					120
4	Tractors	11829	48	49	59	75	55	56	80	65	48	87	86	48					12585
5	Trailers	11512	15	41	42	57	34	38	64	71	32	37	24	39					12006
6	Construction Moving Equipment	21	1	0	0	2	0	0	2	1	2	1	0	7					37
7	Private Service Vehicle	0	0	0	0	0	0	0	0	0	0	0	0	0					0
8	Other Vehicles	213	3	4	2	20	3	2	6	6	7	1	5	30					302
	TOTAL NON TRANSPORT VEHICLES(A)	189180	472	1186	1237	1196	727	815	858	1477	1331	1097	1025	2043					202644
9	TRANSPORT VEHICLE																		
a.	Multi Axled/Articulated Vehicle	61	0	0	0	0	0	1	1	0	0	0	1	0					64
b.	Trucks and Lorries	2148	5	10	2	14	2	2	7	5	11	8	11	12					2237
	TOTAL	2209	5	10	2	14	2	3	8	5	11	8	12	12					2301
10	LIGHT GOODS VEHICLES																		
a.	Four Wheeler	4432	23	34	42	31	24	30	39	51	31	37	54	71					4899
b.	Three Wheeler	608	0	4	9	4	2	8	2	11	7	11	10	21					697
	TOTAL	5040	23	38	51	35	26	38	41	62	38	48	64	92					5596
11	Buses	2527	0	3	4	11	2	5	7	1	9	2	2	9					2582
	TOTAL	2527	0	3	4	11	2	5	7	1	9	2	2	9					2582
12	TAXIES																		
a.	Motor Cabs	689	3	6	3	4	4	0	4	9	8	3	2	4					739
b.	Maxi Cabs	382	1	0	2	3	1	1	2	1	2	2	0	1					398
c.	Others	0	0	0	4	0	0	0	2	0	1	0	0	0					7
	TOTAL	1071	4	6	9	7	5	1	8	10	11	5	2	5					1144
13	LMV PASSENGER																		
a.	Three Seater(A/R)	2765	10	15	11	22	12	14	16	20	36	17	24	73					3035
14	Other Vehicles	826	2	1	2	8	0	0	0	4	2	3	3	2					853
	TOTAL	3591	12	16	13	30	12	14	16	24	38	20	27	75					3888
	TOTAL TRANSPORT (B)	14438	44	73	79	97	47	61	80	102	107	83	107	193					15511
	TOTAL (A)+(B)	203618	516	1259	1316	1293	774	876	938	1579	1438	1180	1132	2236					218155

49. GOKAK (KA-49)

Sl. No.	CATEGORY OF VEHICLES	AS ON 31-03-2019	VEHICLES NEWLY REGISTERED IN THE YEAR 2019-10												AS ON 31-03-2020			
			APRIL	MAY	JUNE	JULY	AUG.	SEPT.	OCTR.	NOVR.	DECR.	JAN.	FEB.	MARCH				
	NON TRANSPORT VEHICLE																	
1	Two Wheelers	132852	539	994	929	665	421	630	538	1196	1325	697	617	1252				142655
2	Cars	9573	35	69	48	29	26	26	37	105	39	32	37	48				10104
3	Omni Buses	565	0	0	0	0	0	0	0	1	0	0	0	0				566
4	Tractors	9638	37	33	31	38	17	26	32	28	40	37	43	55				10055
5	Trailers	7946	30	37	35	48	28	50	86	40	29	26	26	47				8428
6	Construction Moving Equipment	10	0	0	2	1	1	0	2	2	0	1	4	6				29
7	Private Service Vehicle	1	0	0	0	0	0	1	0	0	0	0	0	0				2
8	Other Vehicles	685	3	5	0	4	3	5	4	4	2	7	3	6				731
	TOTAL NON TRANSPORT VEHICLES(A)	161270	644	1138	1045	785	496	738	699	1376	1435	800	730	1414				172570
9	TRANSPORT VEHICLE																	
a.	Multi Axled/Articulated Vehicle	4	0	0	0	0	0	0	0	0	0	0	0	0				4
b.	Trucks and Lorries	2085	5	2	3	4	3	0	4	1	1	1	5	7				2121
	TOTAL	2089	5	2	3	4	3	0	4	1	1	1	5	7				2125
10	LIGHT GOODS VEHICLES																	
a.	Four Wheeler	4585	22	31	13	14	16	14	19	25	25	25	19	41				4849
b.	Three Wheeler	357	2	1	0	0	1	0	0	0	1	1	0	1				364
	TOTAL	4942	24	32	13	14	17	14	19	25	26	26	19	42				5213
11	Buses	1778	1	0	1	5	3	2	0	1	0	2	0	0				1793
	TOTAL	1778	1	0	1	5	3	2	0	1	0	2	0	0				1793
12	TAXIES																	
a.	Motor Cabs	540	2	1	1	2	3	5	5	2	2	2	3	1				569
b.	Maxi Cabs	521	0	1	1	1	0	1	1	0	2	1	0	1				530
c.	Others	0	0	0	0	0	0	0	0	0	0	0	0	0				0
	TOTAL	1061	2	2	2	3	3	6	6	2	4	3	3	2				1099
13	LMV PASSENGER																	
a.	Three Seater(A/R)	633	3	4	2	4	1	2	2	5	2	0	5	5				668
14	Other Vehicles	482	1	1	1	3	0	1	1	1	1	3	1	1				497
	TOTAL	1115	4	5	3	7	1	3	3	6	3	3	6	6				1165
	TOTAL TRANSPORT (B)	10985	36	41	22	33	27	25	32	35	34	35	33	57				11395
	TOTAL (A)+(B)	172255	680	1179	1067	818	523	763	731	1411	1469	835	763	1471				183965

50. YELAHANKA (KA-50)

Sl. No.	CATEGORY OF VEHICLES	AS ON 31-03-2019	VEHICLES NEWLY REGISTERED IN THE YEAR 2019-10												AS ON 31-03-2020				
			APRIL	MAY	JUNE	JULY	AUG.	SEPT.	OCTR.	NOVR.	DECR.	JAN.	FEB.	MARCH					
	NON TRANSPORT VEHICLE																		
1	Two Wheelers	232257	1745	1713	1654	1672	1785	1455	2180	1633	949	1627	1595	1580					251845
2	Cars	63481	314	294	349	211	353	245	482	448	283	610	387	340					67797
3	Omni Buses	153	0	0	0	0	0	0	0	0	0	0	0	0					153
4	Tractors	1443	1	5	3	5	10	15	9	12	11	12	11	15					1552
5	Trailers	940	1	5	3	3	7	9	7	9	8	8	10	12					1022
6	Construction Moving Equipment	10	6	5	7	1	4	3	3	8	1	4	5	8					65
7	Private Service Vehicle	7	0	0	0	0	0	0	1	1	1	0	0	0					10
8	Other Vehicles	1089	3	0	4	4	4	3	4	2	2	5	3	5					1128
	TOTAL NON TRANSPORT VEHICLES(A)	299380	2070	2022	2020	1896	2163	1730	2686	2113	1255	2266	2011	1960					323572
9	TRANSPORT VEHICLE																		
a.	Multi Axled/Articulated Vehicle	14	0	0	0	0	0	1	0	0	0	0	0	0					15
b.	Trucks and Lorries	5875	21	12	21	15	18	9	21	13	21	25	20	23					6094
	TOTAL	5889	21	12	21	15	18	10	21	13	21	25	20	23					6109
10	LIGHT GOODS VEHICLES																		
a.	Four Wheeler	6471	42	28	23	38	43	42	45	54	26	43	43	60					6958
b.	Three Wheeler	1028	1	5	6	7	7	16	6	7	4	10	3	4					1104
	TOTAL	7499	43	33	29	45	50	58	51	61	30	53	46	64					8062
11	Buses	2653	10	35	25	18	5	14	8	5	5	3	4	17					2802
	TOTAL	2653	10	35	25	18	5	14	8	5	5	3	4	17					2802
12	TAXIES																		
a.	Motor Cabs	7759	27	27	47	32	35	23	51	51	25	78	37	15					8207
b.	Maxi Cabs	1780	8	2	11	5	3	3	2	13	0	4	10	3					1844
c.	Others	0	2	2	2	2	2	2	0	0	0	0	0	0					12
	TOTAL	9539	37	31	60	39	40	28	53	64	25	82	47	18					10063
13	LMV PASSENGER																		
a.	Three Seater(A/R)	1583	0	0	0	2	0	2	2	1	2	2	1	2					1597
14	Other Vehicles	851	0	0	1	2	527	208	6	5	0	0	2	0					1602
	TOTAL	2434	0	0	1	4	527	210	8	6	2	2	3	2					3199
	TOTAL TRANSPORT (B)	28014	111	111	136	121	640	320	141	149	83	165	120	124					30235
	TOTAL (A)+(B)	327394	2181	2133	2156	2017	2803	2050	2827	2262	1338	2431	2131	2084					353807

51. ELECTRONIC CITY (KA-51)

Sl. No.	CATEGORY OF VEHICLES	VEHICLES NEWLY REGISTERED IN THE YEAR 2019-10												AS ON 31-03-2020					
		AS ON 31-03-2019	APRIL	MAY	JUNE	JULY	AUG.	SEPT.	OCTR.	NOVR.	DECR.	JAN.	FEB.		MARCH				
	NON TRANSPORT VEHICLE																		
1	Two Wheelers	578339	3517	3701	4064	4234	4365	3251	4596	3876	3117	3900	4178	3508					624646
2	Cars	180730	1072	1113	1077	862	1108	848	1452	1112	1006	1676	1118	1056					194230
3	Omni Buses	114	0	1	2	1	1	0	0	0	1	0	0	1					121
4	Tractors	6364	74	57	99	142	89	121	131	113	152	123	189	116					7770
5	Trailers	3235	33	44	52	76	45	49	79	73	72	62	112	44					3976
6	Construction Moving Equipment	157	17	23	18	27	12	8	10	8	17	24	33	47					401
7	Private Service Vehicle	4	0	1	0	1	0	1	1	0	0	0	0	1					9
8	Other Vehicles	5782	131	22	39	106	95	50	46	62	23	58	207	405					7026
	TOTAL NON TRANSPORT VEHICLES(A)	774725	4844	4962	5351	5449	5715	4328	6315	5244	4388	5843	5837	5178					838179
9	TRANSPORT VEHICLE																		
a.	Multi Axled/Articulated Vehicle	1002	0	0	0	0	0	0	0	0	6	0	0	0					1008
b.	Trucks and Lorries	15061	109	90	95	148	126	97	73	102	85	150	154	320					16610
	TOTAL	16063	109	90	95	148	126	97	73	102	91	150	154	320					17618
10	LIGHT GOODS VEHICLES																		
a.	Four Wheeler	22282	133	164	134	181	149	160	184	184	148	168	198	319					24404
b.	Three Wheeler	2259	21	43	23	43	64	76	61	98	65	53	67	111					2984
	TOTAL	24541	154	207	157	224	213	236	245	282	213	221	265	430					27388
11	Buses	10364	112	165	345	90	75	57	60	88	67	91	79	618					12211
	TOTAL	10364	112	165	345	90	75	57	60	88	67	91	79	618					12211
12	TAXIES																		
a.	Motor Cabs	18793	76	183	115	135	150	171	178	127	62	236	234	84					20544
b.	Maxi Cabs	5392	57	50	41	34	63	66	52	39	63	65	61	89					6072
c.	Others	2	0	0	0	0	0	2	0	2	0	2	0	2					10
	TOTAL	24187	133	233	156	169	213	239	230	168	125	303	295	175					26626
13	LMV PASSENGER																		
a.	Three Seater(A/R)	2503	2	1	1	0	3	2	1	4	1	3	3	22					2546
14	Other Vehicles	15739	1147	905	2115	3785	4933	326	74	131	118	186	78	183					29720
	TOTAL	18242	1149	906	2116	3785	4936	328	75	135	119	189	81	205					32266
	TOTAL TRANSPORT (B)	93397	1657	1601	2869	4416	5563	957	683	775	615	954	874	1748					116109
	TOTAL (A)+(B)	868122	6501	6563	8220	9865	11278	5285	6998	6019	5003	6797	6711	6926					954288

52. NELAMANGALA (KA-52)

Sl. No.	CATEGORY OF VEHICLES	AS ON 31-03-2019	VEHICLES NEWLY REGISTERED IN THE YEAR 2019-10												AS ON 31-03-2020
			APRIL	MAY	JUNE	JULY	AUG.	SEPT.	OCTR.	NOVR.	DECR.	JAN.	FEB.	MARCH	
NON TRANSPORT VEHICLE															
1	Two Wheelers	78145	599	548	600	485	709	573	697	696	294	667	531	543	85087
2	Cars	17280	129	127	113	98	182	141	234	150	52	256	131	129	19022
3	Omni Buses	114	0	8	0	0	1	0	0	0	0	0	0	0	123
4	Tractors	2964	8	15	18	15	28	11	9	20	20	7	13	25	3153
5	Trailers	1716	6	10	12	12	22	8	7	10	7	4	9	14	1837
6	Construction Moving Equipment	42	2	7	5	4	5	7	5	3	3	9	10	5	107
7	Private Service Vehicle	15	0	1	2	1	2	2	5	2	1	1	0	0	32
8	Other Vehicles	848	9	12	8	6	11	2	4	2	4	5	4	4	919
	TOTAL NON TRANSPORT VEHICLES(A)	101124	753	728	758	621	960	744	961	883	381	949	698	720	110280
TRANSPORT VEHICLE															
a.	Multi Axled/Articulated Vehicle	26	0	0	0	0	0	0	0	0	0	0	0	0	26
b.	Trucks and Lorries	6588	78	64	63	64	74	52	59	61	33	87	57	66	7346
	TOTAL	6614	78	64	63	64	74	52	59	61	33	87	57	66	7372
LIGHT GOODS VEHICLES															
a.	Four Wheeler	7447	71	56	52	75	69	64	72	70	61	68	80	86	8271
b.	Three Wheeler	1354	19	12	10	21	13	26	13	20	16	22	29	36	1591
	TOTAL	8801	90	68	62	96	82	90	85	90	77	90	109	122	9862
11	Buses	3148	9	10	16	19	5	4	2	1	0	6	9	10	3239
	TOTAL	3148	9	10	16	19	5	4	2	1	0	6	9	10	3239
TAXIES															
a.	Motor Cabs	2980	12	16	22	90	11	17	19	17	6	17	12	5	3224
b.	Maxi Cabs	1812	1	2	3	0	4	6	6	1	1	4	2	2	1844
c.	Others	0	0	0	0	0	0	0	0	0	0	0	0	0	0
	TOTAL	4792	13	18	25	90	15	23	25	18	7	21	14	7	5068
LMV PASSENGER															
a.	Three Seater(A/R)	3969	15	1	19	23	22	15	15	19	23	11	32	22	4186
14	Other Vehicles	769	1	1	1	1	0	1	2	4	1	1	4	6	792
	TOTAL	4738	16	2	20	24	22	16	17	23	24	12	36	28	4978
	TOTAL TRANSPORT (B)	28093	206	162	186	293	198	185	188	193	141	216	225	233	30519
	TOTAL (A)+(B)	129217	959	890	944	914	1158	929	1149	1076	522	1165	923	953	140799

53. K.R.PURAM (KA-53)

Sl. No.	CATEGORY OF VEHICLES	AS ON 31-03-2019	VEHICLES NEWLY REGISTERED IN THE YEAR 2019-10												AS ON 31-03-2020				
			APRIL	MAY	JUNE	JULY	AUG.	SEPT.	OCTR.	NOVR.	DECR.	JAN.	FEB.	MARCH					
	NON TRANSPORT VEHICLE																		
1	Two Wheelers	428110	3661	3668	3812	3672	3909	3126	4083	3476	2202	3196	3172	2949	469036				
2	Cars	130394	607	781	619	459	652	532	868	794	553	879	506	505	138149				
3	Omni Buses	328	0	0	0	0	1	0	0	1	0	0	0	0	330				
4	Tractors	3222	1	3	7	3	9	2	6	4	6	6	4	7	3280				
5	Trailers	2203	2	1	3	2	3	1	4	2	2	7	2	1	2233				
6	Construction Moving Equipment	16	13	8	7	6	8	9	7	3	3	9	15	10	114				
7	Private Service Vehicle	17	5	3	0	2	6	4	6	5	3	1	0	0	52				
8	Other Vehicles	1023	9	7	5	2	6	4	2	4	1	4	5	8	1080				
	TOTAL NON TRANSPORT VEHICLES(A)	565313	4298	4471	4453	4146	4594	3678	4976	4289	2770	4102	3704	3480	614274				
	TRANSPORT VEHICLE																		
9																			
a.	Multi Axled/Articulated Vehicle	586	0	0	0	0	1	0	0	0	0	0	2	0	589				
b.	Trucks and Lorries	9625	80	63	61	40	83	65	51	48	53	61	55	53	10338				
	TOTAL	10211	80	63	61	40	84	65	51	48	53	61	57	53	10927				
10	LIGHT GOODS VEHICLES																		
a.	Four Wheeler	15940	115	121	127	151	153	142	153	159	117	176	161	202	17717				
b.	Three Wheeler	2046	16	6	6	11	11	3	3	10	5	13	6	15	2151				
	TOTAL	17986	131	127	133	162	164	145	156	169	122	189	167	217	19868				
11	Buses	7550	43	101	117	42	10	4	6	4	1	11	12	79	7980				
	TOTAL	7550	43	101	117	42	10	4	6	4	1	11	12	79	7980				
12	TAXIES																		
a.	Motor Cabs	14199	60	66	69	63	49	42	62	60	92	101	54	147	15064				
b.	Maxi Cabs	3722	9	8	10	3	4	13	8	3	3	17	17	5	3822				
c.	Others	1	0	2	0	0	2	1	2	0	2	0	2	1	13				
	TOTAL	17922	69	76	79	66	55	56	72	63	97	118	73	153	18899				
13	LMV PASSENGER																		
a.	Three Seater(A/R)	4686	2	5	6	3	4	1	2	5	6	1	4	4	4729				
14	Other Vehicles	2070	3	1	1	3	3	1	2	4	2	3	2	2	2097				
	TOTAL	6756	5	6	7	6	7	2	4	9	8	4	6	6	6826				
	TOTAL TRANSPORT (B)	60425	328	373	397	316	320	272	289	293	281	383	315	508	64500				
	TOTAL (A)+(B)	625738	4626	4844	4850	4462	4914	3950	5265	4582	3051	4485	4019	3988	678774				

54. NAGAMANGALA (KA-54)

Sl. No.	CATEGORY OF VEHICLES	AS ON 31-03-2019	VEHICLES NEWLY REGISTERED IN THE YEAR 2019-10												AS ON 31-03-2020				
			APRIL	MAY	JUNE	JULY	AUG.	SEPT.	OCTR.	NOVR.	DECR.	JAN.	FEB.	MARCH					
	NON TRANSPORT VEHICLE																		
1	Two Wheelers	63798	462	504	409	506	335	477	466	567	284	481	434	578	69301				
2	Cars	7392	27	20	27	22	18	16	19	24	18	29	35	30	7677				
3	Omni Buses	11	0	0	0	0	0	0	0	0	0	0	0	0	11				
4	Tractors	4176	34	40	44	32	49	41	50	38	38	37	34	53	4666				
5	Trailers	2508	1	4	3	7	5	4	4	3	5	3	4	6	2557				
6	Construction Moving Equipment	25	2	1	3	4	3	3	0	0	2	5	0	2	50				
7	Private Service Vehicle	1	0	0	0	0	0	0	0	0	1	1	1	1	5				
8	Other Vehicles	266	1	5	2	4	1	3	2	2	3	3	3	5	300				
	TOTAL NON TRANSPORT VEHICLES(A)	78177	527	574	488	575	411	544	541	634	351	559	511	675	84567				
	TRANSPORT VEHICLE																		
a.	Multi Axled/Articulated Vehicle	0	0	0	0	0	0	0	0	0	1	0	0	0	1				
b.	Trucks and Lorries	1302	6	4	9	6	5	1	2	3	2	7	4	43	1394				
	TOTAL	1302	6	4	9	6	5	1	2	3	3	7	4	43	1395				
	LIGHT GOODS VEHICLES																		
a.	Four Wheeler	2776	16	23	20	21	31	28	33	29	19	30	41	37	3104				
b.	Three Wheeler	2355	9	8	7	3	3	4	1	6	0	5	7	3	2411				
	TOTAL	5131	25	31	27	24	34	32	34	35	19	35	48	40	5515				
11	Buses	279	2	1	3	6	1	1	0	0	1	0	0	0	294				
	TOTAL	279	2	1	3	6	1	1	0	0	1	0	0	0	294				
	TAXIES																		
a.	Motor Cabs	1665	5	6	2	7	8	5	6	5	2	8	6	3	1728				
b.	Maxi Cabs	370	2	0	0	2	0	0	1	0	1	0	0	0	376				
c.	Others	0	0	0	0	0	0	0	0	0	0	0	0	0	0				
	TOTAL	2035	7	6	2	9	8	5	7	5	3	8	6	3	2104				
	LMV PASSENGER																		
a.	Three Seater(A/R)	2919	4	1	3	6	4	5	5	5	1	7	4	3	2967				
14	Other Vehicles	466	3	6	1	7	1	3	1	4	1	4	2	6	505				
	TOTAL	3385	7	7	4	13	5	8	6	9	2	11	6	9	3472				
	TOTAL TRANSPORT (B)	12132	47	49	45	58	53	47	49	52	28	61	64	95	12780				
	TOTAL (A)+(B)	90309	574	623	533	633	464	591	590	686	379	620	575	770	97347				

55. MYSORE EAST (KA-55)

Sl. No.	CATEGORY OF VEHICLES	AS ON 31-03-2019	VEHICLES NEWLY REGISTERED IN THE YEAR 2019-10												AS ON 31-03-2020				
			APRIL	MAY	JUNE	JULY	AUG.	SEPT.	OCTR.	NOVR.	DECR.	JAN.	FEB.	MARCH					
	NON TRANSPORT VEHICLE																		
1	Two Wheelers	172351	878	928	853	771	881	724	1045	708	319	1257	773	662	182150				
2	Cars	33522	48	42	32	49	44	29	36	26	13	45	19	34	33939				
3	Omni Buses	121	0	0	0	0	0	2	0	0	0	0	0	0	123				
4	Tractors	1647	4	14	15	16	14	16	13	17	23	19	31	19	1848				
5	Trailers	765	3	1	1	1	1	0	1	4	4	2	0	4	787				
6	Construction Moving Equipment	9	1	1	0	3	0	0	0	0	0	0	1	1	16				
7	Private Service Vehicle	105	0	0	0	0	0	0	0	2	1	0	0	0	108				
8	Other Vehicles	456	2	3	2	3	2	3	8	3	0	3	3	4	492				
	TOTAL NON TRANSPORT VEHICLES(A)	208976	936	989	903	843	942	774	1103	760	360	1326	827	724	219463				
	TRANSPORT VEHICLE																		
a.	Multi Axled/Articulated Vehicle	0	0	0	0	0	0	0	0	0	0	0	0	0	0				
b.	Trucks and Lorries	4273	7	7	3	4	2	3	1	3	3	1	8	3	4318				
	TOTAL	4273	7	7	3	4	2	3	1	3	3	1	8	3	4318				
	LIGHT GOODS VEHICLES																		
a.	Four Wheeler	4136	19	28	18	22	18	16	15	21	9	24	20	20	4366				
b.	Three Wheeler	3182	5	9	9	6	5	7	7	6	7	7	5	8	3263				
	TOTAL	7318	24	37	27	28	23	23	22	27	16	31	25	28	7629				
11	Buses	1491	1	0	6	5	5	1	1	1	4	1	3	0	1519				
	TOTAL	1491	1	0	6	5	5	1	1	1	4	1	3	0	1519				
	TAXIES																		
a.	Motor Cabs	1966	3	6	1	16	2	4	3	3	2	5	7	3	2021				
b.	Maxi Cabs	763	0	1	0	0	0	0	1	0	0	2	0	0	767				
c.	Others	0	2	0	0	0	0	0	0	2	0	2	0	2	8				
	TOTAL	2729	5	7	1	16	2	4	4	5	2	9	7	5	2796				
	LMV PASSENGER																		
a.	Three Seater(A/R)	10222	54	94	49	60	58	54	56	60	28	53	48	30	10866				
14	Other Vehicles	433	1	1	1	1	1	0	1	1	1	1	1	8	451				
	TOTAL	10655	55	95	50	61	59	54	57	61	29	54	49	38	11317				
	TOTAL TRANSPORT (B)	26466	92	146	87	114	91	85	85	97	54	96	92	74	27579				
	TOTAL (A)+(B)	235442	1028	1135	990	957	1033	859	1188	857	414	1422	919	798	247042				

56. BASAVAKALYANA (KA-56)

Sl. No.	CATEGORY OF VEHICLES	AS ON 31-03-2019	VEHICLES NEWLY REGISTERED IN THE YEAR 2019-10												AS ON 31-03-2020		
			APRIL	MAY	JUNE	JULY	AUG.	SEPT.	OCTR.	NOVR.	DECR.	JAN.	FEB.	MARCH			
	NON TRANSPORT VEHICLE																
1	Two Wheelers	32412	229	253	267	332	282	233	230	390	315	347	310	458	36058		
2	Cars	2129	18	11	15	14	15	5	11	18	11	21	16	28	2312		
3	Omni Buses	89	3	0	2	1	1	1	0	0	2	0	0	3	102		
4	Tractors	1472	10	8	9	6	4	2	6	12	16	15	11	14	1585		
5	Trailers	956	7	7	5	1	5	1	1	0	7	11	8	12	1021		
6	Construction Moving Equipment	1	0	0	0	0	0	0	0	0	0	0	0	0	1		
7	Private Service Vehicle	0	0	0	0	0	0	0	0	0	0	0	0	0	0		
8	Other Vehicles	34	1	0	0	0	0	0	0	0	0	1	1	0	37		
	TOTAL NON TRANSPORT VEHICLES(A)	37093	268	279	298	354	307	242	248	420	351	395	346	515	41116		
	TRANSPORT VEHICLE																
9	Multi Axled/Articulated Vehicle	9	0	0	1	0	0	0	0	0	0	0	0	0	10		
a.	Trucks and Lorries	5784	25	15	6	9	7	2	10	2	6	2	2	5	5875		
	TOTAL	5793	25	15	7	9	7	2	10	2	6	2	2	5	5885		
10	LIGHT GOODS VEHICLES																
a.	Four Wheeler	958	7	4	9	4	10	10	8	11	10	16	12	15	1074		
b.	Three Wheeler	427	1	2	0	0	0	3	0	2	2	3	4	4	448		
	TOTAL	1385	8	6	9	4	10	13	8	13	12	19	16	19	1522		
11	Buses	275	0	1	2	3	1	0	0	1	0	0	1	0	284		
	TOTAL	275	0	1	2	3	1	0	0	1	0	0	1	0	284		
12	TAXIES																
a.	Motor Cabs	469	4	1	3	2	2	5	2	1	1	1	2	1	494		
b.	Maxi Cabs	204	2	1	1	1	0	2	0	0	0	0	2	1	214		
c.	Others	0	2	0	0	2	0	2	0	2	0	2	2	0	12		
	TOTAL	673	8	2	4	5	2	9	2	3	1	3	6	2	720		
13	LMV PASSENGER																
a.	Three Seater(A/R)	1399	15	7	14	23	35	22	18	25	18	42	11	18	1647		
14	Other Vehicles	112	1	1	0	0	0	1	1	1	1	1	1	1	121		
	TOTAL	1511	16	8	14	23	35	23	19	26	19	43	12	19	1768		
	TOTAL TRANSPORT (B)	9637	57	32	36	44	55	47	39	45	38	67	37	45	10179		
	TOTAL (A)+(B)	46730	325	311	334	398	362	289	287	465	389	462	383	560	51295		

57. CHANDAPURA (KA-59)

Sl. No.	CATEGORY OF VEHICLES	AS ON 31-03-2019	VEHICLES NEWLY REGISTERED IN THE YEAR 2019-10												AS ON 31-03-2020
			APRIL	MAY	JUNE	JULY	AUG.	SEPT.	OCTR.	NOVR.	DECR.	JAN.	FEB.	MARCH	
NON TRANSPORT VEHICLE															
1	Two Wheelers	215011	530	486	508	411	574	367	664	481	279	409	413	359	220492
2	Cars	51969	47	29	43	29	69	63	71	66	29	48	35	62	52560
3	Omni Buses	1449	0	0	0	0	0	0	0	0	0	0	0	0	1449
4	Tractors	3485	16	12	6	14	3	23	17	12	12	17	10	15	3642
5	Trailers	1620	3	6	1	9	1	2	7	9	10	7	6	2	1683
6	Construction Moving Equipment	399	2	2	1	4	0	0	3	1	1	1	2	1	417
7	Private Service Vehicle	4	0	0	0	0	0	0	1	0	0	0	0	0	5
8	Other Vehicles	1477	2	3	6	11	7	3	2	7	4	1	3	12	1538
	TOTAL NON TRANSPORT VEHICLES(A)	275414	600	538	565	478	654	458	765	576	335	483	469	451	281786
TRANSPORT VEHICLE															
a.	Multi Axled/Articulated Vehicle	454	3	0	0	0	0	0	0	0	0	0	0	0	457
b.	Trucks and Lorries	8250	63	53	38	42	41	26	33	42	15	17	28	38	8686
	TOTAL	8704	66	53	38	42	41	26	33	42	15	17	28	38	9143
LIGHT GOODS VEHICLES															
a.	Four Wheeler	14929	38	31	43	51	60	55	57	59	42	58	64	56	15543
b.	Three Wheeler	788	2	2	1	6	2	3	3	0	4	1	0	1	813
	TOTAL	15717	40	33	44	57	62	58	60	59	46	59	64	57	16356
11	Buses	2227	18	24	27	8	2	8	2	0	0	0	4	54	2374
	TOTAL	2227	18	24	27	8	2	8	2	0	0	0	4	54	2374
TAXIES															
a.	Motor Cabs	4954	11	5	3	9	5	4	0	3	0	2	2	2	5000
b.	Maxi Cabs	2137	2	2	0	0	1	1	1	4	4	1	1	1	2155
c.	Others	0	0	0	0	0	0	1	0	0	0	0	0	0	1
	TOTAL	7091	13	7	3	9	6	6	1	7	4	3	3	3	7156
LMV PASSENGER															
a.	Three Seater(A/R)	955	1	4	4	2	2	2	5	3	7	4	7	4	1000
14	Other Vehicles	574	1	1	1	1	2	1	1	1	1	1	1	0	586
	TOTAL	1529	2	5	5	3	4	3	6	4	8	5	8	4	1586
	TOTAL TRANSPORT (B)	35268	139	122	117	119	115	101	102	112	73	84	107	156	36615
	TOTAL (A)+(B)	310682	739	660	682	597	769	559	867	688	408	567	576	607	318401

58. DHARWAD EAST (KA-63)

Sl. No.	CATEGORY OF VEHICLES	AS ON 31-03-2019	VEHICLES NEWLY REGISTERED IN THE YEAR 2019-10												AS ON 31-03-2020			
			APRIL	MAY	JUNE	JULY	AUG.	SEPT.	OCTR.	NOVR.	DECR.	JAN.	FEB.	MARCH				
	NON TRANSPORT VEHICLE																	
1	Two Wheelers	289456	1037	1570	1286	1180	1036	1282	1311	2237	1382	1064	1236	1551				305628
2	Cars	48909	151	172	132	121	121	118	136	297	143	191	172	209				50872
3	Omni Buses	175	0	0	1	2	0	0	0	0	0	0	0	1				179
4	Tractors	7785	47	34	25	25	24	21	25	34	15	41	44	33				8153
5	Trailers	4903	10	17	9	10	10	6	7	11	9	12	16	13				5033
6	Construction Moving Equipment	35	3	5	7	8	4	2	6	3	13	3	5	6				100
7	Private Service Vehicle	1	0	1	1	0	0	0	0	0	0	0	0	0				3
8	Other Vehicles	1145	7	6	8	1	3	2	3	0	1	2	1	5				1184
	TOTAL NON TRANSPORT VEHICLES(A)	352409	1255	1805	1469	1347	1198	1431	1488	2582	1563	1313	1474	1818				371152
9	TRANSPORT VEHICLE																	
a.	Multi Axled/Articulated Vehicle	101	0	0	0	0	0	0	0	0	0	0	0	0				101
b.	Trucks and Lorries	16969	67	73	26	17	14	25	47	80	37	81	62	42				17540
	TOTAL	17070	67	73	26	17	14	25	47	80	37	81	62	42				17641
10	LIGHT GOODS VEHICLES																	
a.	Four Wheeler	9842	40	58	51	50	40	42	37	48	47	56	52	107				10470
b.	Three Wheeler	2998	9	10	11	7	9	10	7	12	11	6	6	8				3104
	TOTAL	12840	49	68	62	57	49	52	44	60	58	62	58	115				13574
11	Buses	6336	13	4	2	13	11	5	2	4	3	18	10	23				6444
	TOTAL	6336	13	4	2	13	11	5	2	4	3	18	10	23				6444
12	TAXIES																	
a.	Motor Cabs	2687	8	6	6	17	5	8	12	12	7	13	7	9				2797
b.	Maxi Cabs	1375	0	1	3	5	1	1	0	0	0	2	3	5				1396
c.	Others	0	0	0	2	0	0	2	1	2	0	2	2	2				13
	TOTAL	4062	8	7	11	22	6	11	13	14	7	17	12	16				4206
13	LMV PASSENGER																	
a.	Three Seater(A/R)	18354	1	1	0	1	1	3	42	118	189	155	117	284				19266
14	Other Vehicles	2161	1	3	1	1	2	5	6	5	1	0	11	1				2198
	TOTAL	20515	2	4	1	2	3	8	48	123	190	155	128	285				21464
	TOTAL TRANSPORT (B)	60823	139	156	102	111	83	101	154	281	295	333	270	481				63329
	TOTAL (A)+(B)	413232	1394	1961	1571	1458	1281	1532	1642	2863	1858	1646	1744	2299				434481

59. MADHUGIRI (KA-64)

Sl. No.	CATEGORY OF VEHICLES	VEHICLES NEWLY REGISTERED IN THE YEAR 2019-10												AS ON 31-03-2020				
		APRIL	MAY	JUNE	JULY	AUG.	SEPT.	OCTR.	NOVR.	DECR.	JAN.	FEB.	MARCH					
	NON TRANSPORT VEHICLE																	
1	Two Wheelers	333739	712	832	785	716	573	821	749	928	539	606	763	1080				342843
2	Cars	28196	16	7	17	11	9	12	18	10	15	17	16	10				28354
3	Omni Buses	51	0	0	1	0	0	0	0	0	0	0	0	0				52
4	Tractors	4650	8	17	2	10	13	7	5	8	6	9	32	19				4786
5	Trailers	3548	6	10	5	5	8	3	4	6	2	4	20	10				3631
6	Construction Moving Equipment	27	0	1	0	0	1	1	1	1	0	3	2	1				38
7	Private Service Vehicle	1	0	0	0	0	0	0	0	0	0	0	0	0				1
8	Other Vehicles	700	1	5	5	4	7	4	4	2	2	1	0	4				739
	TOTAL NON TRANSPORT VEHICLES(A)	370912	743	872	815	746	611	848	781	955	564	640	833	1124				380444
9	TRANSPORT VEHICLE																	
a.	Multi Axled/Articulated Vehicle	2	0	0	0	0	0	0	0	0	0	0	0	0				2
b.	Trucks and Lorries	2340	2	3	0	11	3	0	0	5	6	5	3	7				2385
	TOTAL	2342	2	3	0	11	3	0	0	5	6	5	3	7				2387
10	LIGHT GOODS VEHICLES																	
a.	Four Wheeler	3962	12	16	11	15	16	18	20	18	16	18	20	21				4163
b.	Three Wheeler	2991	6	8	6	8	10	3	4	12	6	7	9	2				3072
	TOTAL	6953	18	24	17	23	26	21	24	30	22	25	29	23				7235
11	Buses	1433	3	1	7	6	2	3	0	1	3	0	3	9				1471
	TOTAL	1433	3	1	7	6	2	3	0	1	3	0	3	9				1471
12	TAXIES																	
a.	Motor Cabs	2427	3	1	2	7	3	5	0	10	2	2	4	2				2468
b.	Maxi Cabs	727	1	0	2	1	2	2	0	1	0	1	1	0				738
c.	Others	0	0	2	0	0	0	2	0	0	2	2	0	0				8
	TOTAL	3154	4	3	4	8	5	9	0	11	4	5	5	2				3214
13	LMV PASSENGER																	
a.	Three Seater(A/R)	5800	11	10	4	13	17	9	12	14	5	13	9	9				5926
14	Other Vehicles	1549	1	1	1	2	0	1	0	1	1	1	1	2				1561
	TOTAL	7349	12	11	5	15	17	10	12	15	6	14	10	11				7487
	TOTAL TRANSPORT (B)	21231	39	42	33	63	53	43	36	62	41	49	50	52				21794
	TOTAL (A)+(B)	392143	782	914	848	809	664	891	817	1017	605	689	883	1176				402238

60. DHANDELI (KA-65)

Sl. No.	CATEGORY OF VEHICLES	AS ON 31-03-2019	VEHICLES NEWLY REGISTERED IN THE YEAR 2019-10												AS ON 31-03-2020
			APRIL	MAY	JUNE	JULY	AUG.	SEPT.	OCTR.	NOVR.	DECR.	JAN.	FEB.	MARCH	
NON TRANSPORT VEHICLE															
1	Two Wheelers	49353	104	345	296	206	202	244	302	457	401	291	216	490	52907
2	Cars	5713	17	20	17	10	7	19	11	19	16	31	17	36	5933
3	Omni Buses	69	0	0	0	0	0	1	0	0	0	0	0	0	70
4	Tractors	1507	16	11	12	16	10	12	17	19	17	17	5	12	1671
5	Trailers	861	8	2	4	12	8	11	74	30	13	3	1	6	1033
6	Construction Moving Equipment	6	0	2	0	1	0	0	0	1	2	1	1	1	15
7	Private Service Vehicle	1	0	0	0	0	0	0	0	0	0	0	0	0	1
8	Other Vehicles	436	2	1	4	0	0	3	2	1	1	0	1	4	455
	TOTAL NON TRANSPORT VEHICLES(A)	57946	147	381	333	245	227	290	406	527	450	343	241	549	62085
TRANSPORT VEHICLE															
a.	Multi Axled/Articulated Vehicle	0	0	0	1	0	0	0	0	0	0	0	0	0	1
b.	Trucks and Lorries	1176	2	2	0	0	0	0	0	1	0	2	0	2	1185
	TOTAL	1176	2	2	1	0	0	0	0	1	0	2	0	2	1186
LIGHT GOODS VEHICLES															
a.	Four Wheeler	1133	1	11	4	3	5	8	2	11	4	6	4	5	1197
b.	Three Wheeler	163	1	0	0	0	0	0	0	0	0	0	0	0	164
	TOTAL	1296	2	11	4	3	5	8	2	11	4	6	4	5	1361
11	Buses	284	0	0	0	0	0	0	0	0	0	0	0	0	284
	TOTAL	284	0	0	0	0	0	0	0	0	0	0	0	0	284
TAXIES															
a.	Motor Cabs	375	3	1	3	3	1	2	0	0	1	6	0	6	401
b.	Maxi Cabs	189	1	1	1	0	0	1	0	0	1	1	0	1	196
c.	Others	0	2	0	0	2	0	2	0	2	0	2	2	0	12
	TOTAL	564	6	2	4	5	1	5	0	2	2	9	2	7	609
LMV PASSENGER															
a.	Three Seater(A/R)	681	2	0	2	3	4	4	0	0	0	2	3	1	702
14	Other Vehicles	316	2	1	1	1	1	3	1	2	0	0	1	0	329
	TOTAL	997	4	1	3	4	5	7	1	2	0	2	4	1	1031
	TOTAL TRANSPORT (B)	4317	14	16	12	12	11	20	3	16	6	19	10	15	4471
	TOTAL (A)+(B)	62263	161	397	345	257	238	310	409	543	456	362	251	564	66556

61. THARIKERE (KA-66)

Sl. No.	CATEGORY OF VEHICLES	AS ON 31-03-2019	VEHICLES NEWLY REGISTERED IN THE YEAR 2019-10												AS ON 31-03-2020				
			APRIL	MAY	JUNE	JULY	AUG.	SEPT.	OCTR.	NOVR.	DECR.	JAN.	FEB.	MARCH					
	NON TRANSPORT VEHICLE																		
1	Two Wheelers	99484	561	564	587	526	380	440	556	834	435	470	565	930	106332				
2	Cars	14156	53	49	67	49	23	40	65	62	39	68	48	75	14794				
3	Omni Buses	42	0	0	0	0	0	0	0	0	0	0	0	0	42				
4	Tractors	8542	66	54	95	87	87	61	57	70	55	66	101	133	9474				
5	Trailers	4827	29	22	32	24	24	20	23	22	26	26	34	42	5151				
6	Construction Moving Equipment	13	0	1	2	0	0	1	0	3	1	1	1	3	26				
7	Private Service Vehicle	0	0	0	0	0	0	1	0	0	0	0	0	1	2				
8	Other Vehicles	339	5	3	2	6	1	1	8	4	2	13	12	4	400				
	TOTAL NON TRANSPORT VEHICLES(A)	127403	714	693	785	692	515	564	709	995	558	644	761	1188	136221				
9	TRANSPORT VEHICLE																		
a.	Multi Axled/Articulated Vehicle	0	0	0	0	0	0	0	0	0	0	0	0	0	0				
b.	Trucks and Lorries	1708	5	2	6	3	1	3	1	3	3	14	1	1	1751				
	TOTAL	1708	5	2	6	3	1	3	1	3	3	14	1	1	1751				
10	LIGHT GOODS VEHICLES																		
a.	Four Wheeler	4088	30	22	25	23	17	31	20	40	23	25	46	80	4470				
b.	Three Wheeler	1258	1	3	1	1	2	1	2	0	0	1	2	3	1275				
	TOTAL	5346	31	25	26	24	19	32	22	40	23	26	48	83	5745				
11	Buses	578	0	0	9	8	1	0	0	1	1	1	2	5	606				
	TOTAL	578	0	0	9	8	1	0	0	1	1	1	2	5	606				
12	TAXIES																		
a.	Motor Cabs	1161	2	3	1	0	7	4	1	5	5	8	4	2	1203				
b.	Maxi Cabs	451	0	0	2	1	0	2	1	0	0	0	1	1	459				
c.	Others	0	0	0	0	0	0	0	0	0	0	0	0	0	0				
	TOTAL	1612	2	3	3	1	7	6	2	5	5	8	5	3	1662				
13	LMV PASSENGER																		
a.	Three Seater(A/R)	2781	8	3	6	10	6	5	6	3	3	6	5	4	2846				
14	Other Vehicles	764	1	1	2	1	4	1	1	2	1	2	2	2	784				
	TOTAL	3545	9	4	8	11	10	6	7	5	4	8	7	6	3630				
	TOTAL TRANSPORT (B)	12789	47	34	52	47	38	47	32	54	36	57	63	98	13394				
	TOTAL (A)+(B)	140192	761	727	837	739	553	611	741	1049	594	701	824	1286	149615				

62. CHINTAMANI (KA-67)

Sl. No.	CATEGORY OF VEHICLES	AS ON 31-03-2019	VEHICLES NEWLY REGISTERED IN THE YEAR 2019-10												AS ON 31-03-2020									
			APRIL	MAY	JUNE	JULY	AUG.	SEPT.	OCTR.	NOVR.	DECR.	JAN.	FEB.	MARCH										
	NON TRANSPORT VEHICLE																							
1	Two Wheelers	40205	435	429	368	467	383	492	455	451	359	406	384	689	45523									
2	Cars	5611	12	18	12	33	21	23	31	40	18	37	33	38	5927									
3	Omni Buses	115	0	0	0	0	0	0	0	0	0	0	0	0	115									
4	Tractors	2211	4	2	13	11	17	2	11	30	16	26	10	20	2373									
5	Trailers	1429	4	2	5	4	5	1	9	10	4	9	2	5	1489									
6	Construction Moving Equipment	5	2	0	0	2	2	0	1	1	0	2	3	6	24									
7	Private Service Vehicle	1	0	0	0	0	1	0	0	0	0	0	0	0	2									
8	Other Vehicles	223	0	0	2	0	5	2	2	1	2	1	3	3	244									
	TOTAL NON TRANSPORT VEHICLES(A)	49800	457	451	400	517	434	520	509	533	399	481	435	761	55697									
	TRANSPORT VEHICLE																							
a.	Multi Axled/Articulated Vehicle	0	0	0	0	0	0	0	0	0	0	0	0	0	0									
b.	Trucks and Lorries	703	8	18	4	4	4	0	3	1	2	5	7	0	759									
	TOTAL	703	8	18	4	4	4	0	3	1	2	5	7	0	759									
	LIGHT GOODS VEHICLES																							
a.	Four Wheeler	2932	22	14	3	13	9	9	14	15	13	11	13	13	3081									
b.	Three Wheeler	157	1	2	3	3	6	1	7	1	3	10	4	0	198									
	TOTAL	3089	23	16	6	16	15	10	21	16	16	21	17	13	3279									
	Buses	867	0	2	6	1	0	5	1	1	1	0	1	7	892									
	TOTAL	867	0	2	6	1	0	5	1	1	1	0	1	7	892									
	TAXIES																							
a.	Motor Cabs	518	4	3	1	5	2	2	5	4	3	1	6	4	558									
b.	Maxi Cabs	187	0	0	0	0	1	0	0	0	0	1	0	0	189									
c.	Others	0	0	0	0	0	0	0	0	0	0	0	0	0	0									
	TOTAL	705	4	3	1	5	3	2	5	4	3	2	6	4	747									
	LMV PASSENGER																							
a.	Three Seater(A/R)	560	3	1	1	3	3	4	1	3	4	1	4	2	590									
	Other Vehicles	144	2	0	3	1	1	1	1	4	8	4	2	11	182									
	TOTAL	704	5	1	4	4	4	5	2	7	12	5	6	13	772									
	TOTAL TRANSPORT (B)	6068	40	40	21	30	26	22	32	29	34	33	37	37	6449									
	TOTAL (A)+(B)	55868	497	491	421	547	460	542	541	562	433	514	472	798	62146									

63. RANIBENNURU (KA-68)

Sl. No.	CATEGORY OF VEHICLES	AS ON 31-03-2019	VEHICLES NEWLY REGISTERED IN THE YEAR 2019-10												AS ON 31-03-2020
			APRIL	MAY	JUNE	JULY	AUG.	SEPT.	OCTR.	NOVR.	DECR.	JAN.	FEB.	MARCH	
NON TRANSPORT VEHICLE															
1	Two Wheelers	110835	801	1111	851	768	527	789	599	1373	1111	721	711	1223	121420
2	Cars	9260	65	50	44	44	42	56	57	100	39	47	52	85	9941
3	Omni Buses	45	1	0	0	0	0	0	0	0	0	0	0	1	47
4	Tractors	9036	61	87	74	51	55	50	44	75	81	86	106	104	9910
5	Trailers	2753	25	21	12	10	13	9	6	20	22	19	45	51	3006
6	Construction Moving Equipment	15	0	0	0	3	2	3	1	4	1	2	0	10	41
7	Private Service Vehicle	1	0	0	0	0	0	0	0	0	0	0	0	0	1
8	Other Vehicles	599	5	1	12	0	2	21	3	5	5	11	4	11	679
	TOTAL NON TRANSPORT VEHICLES(A)	132544	958	1270	993	876	641	928	710	1577	1259	886	918	1485	145045
TRANSPORT VEHICLE															
a.	Multi Axled/Articulated Vehicle	1	0	0	0	0	0	0	0	0	0	0	0	0	1
b.	Trucks and Lorries	750	4	7	3	11	7	5	8	2	4	17	7	18	843
	TOTAL	751	4	7	3	11	7	5	8	2	4	17	7	18	844
LIGHT GOODS VEHICLES															
a.	Four Wheeler	1390	33	38	33	32	33	44	25	54	28	32	50	78	1870
b.	Three Wheeler	1675	5	9	5	7	4	5	8	14	4	4	12	24	1776
	TOTAL	3065	38	47	38	39	37	49	33	68	32	36	62	102	3646
11	Buses	348	0	0	2	9	3	0	1	3	0	0	0	0	366
	TOTAL	348	0	0	2	9	3	0	1	3	0	0	0	0	366
TAXIES															
a.	Motor Cabs	1338	18	4	1	7	5	11	11	12	9	12	9	9	1446
b.	Maxi Cabs	1010	0	1	1	3	1	2	1	4	2	3	2	4	1034
c.	Others	0	0	0	0	0	0	0	0	0	0	0	0	0	0
	TOTAL	2348	18	5	2	10	6	13	12	16	11	15	11	13	2480
LMV PASSENGER															
a.	Three Seater(A/R)	5212	19	31	23	26	8	23	17	36	10	15	23	33	5476
14	Other Vehicles	377	1	1	1	1	1	1	1	4	1	2	1	19	411
	TOTAL	5589	20	32	24	27	9	24	18	40	11	17	24	52	5887
	TOTAL TRANSPORT (B)	12101	80	91	69	96	62	91	72	129	58	85	104	185	13223
	TOTAL (A)+(B)	144645	1038	1361	1062	972	703	1019	782	1706	1317	971	1022	1670	158268

64. RAMDURG (KA-69)

Sl. No.	CATEGORY OF VEHICLES	AS ON 31-03-2019	VEHICLES NEWLY REGISTERED IN THE YEAR 2019-20												AS ON 31-03-2020				
			APRIL	MAY	JUNE	JULY	AUG.	SEPT.	OCTR.	NOVR.	DECR.	JAN.	FEB.	MARCH					
	NON TRANSPORT VEHICLE																		
1	Two Wheelers	40758	188	300	246	224	130	152	149	297	417	303	335	584	44083				
2	Cars	2990	10	20	12	11	12	20	16	47	16	12	22	34	3222				
3	Omni Buses	79	0	1	0	0	0	1	0	0	0	0	0	0	81				
4	Tractors	5142	22	25	8	24	8	13	10	9	22	26	23	23	5355				
5	Trailers	3162	13	6	15	16	16	17	12	14	13	16	10	13	3323				
6	Construction Moving Equipment	10	1	0	2	2	1	0	1	3	1	0	2	6	29				
7	Private Service Vehicle	0	0	0	0	0	0	0	0	0	0	0	0	0	0				
8	Other Vehicles	121	2	0	0	2	0	1	0	2	0	1	0	0	129				
	TOTAL NON TRANSPORT VEHICLES(A)	52262	236	352	283	279	167	204	188	372	469	358	392	660	56222				
9	TRANSPORT VEHICLE																		
a.	Multi Axled/Articulated Vehicle	0	0	0	0	0	0	0	0	0	0	0	0	0	0	0	0	0	0
b.	Trucks and Lorries	517	2	6	2	3	0	0	0	1	1	0	2	1	535				
	TOTAL	517	2	6	2	3	0	0	0	1	1	0	2	1	535				
10	LIGHT GOODS VEHICLES																		
a.	Four Wheeler	1339	9	13	4	9	6	5	6	17	5	9	14	9	1445				
b.	Three Wheeler	364	0	0	0	6	1	0	0	1	1	0	0	1	374				
	TOTAL	1703	9	13	4	15	7	5	6	18	6	9	14	10	1819				
11	Buses	149	0	2	0	4	2	0	0	1	0	0	0	3	161				
	TOTAL	149	0	2	0	4	2	0	0	1	0	0	0	3	161				
12	TAXIES																		
a.	Motor Cabs	245	3	3	1	3	4	3	4	5	5	2	3	2	283				
b.	Maxi Cabs	255	1	1	0	0	0	0	0	0	1	0	3	1	262				
c.	Others	0	0	0	0	0	0	0	0	0	0	0	0	0	0				
	TOTAL	500	4	4	1	3	4	3	4	5	6	2	6	3	545				
13	LMV PASSENGER																		
a.	Three Seater(A/R)	433	1	2	1	1	5	0	1	1	1	2	2	8	458				
14	Other Vehicles	158	1	1	1	0	1	0	1	2	1	1	1	1	169				
	TOTAL	591	2	3	2	1	6	0	2	3	2	3	3	9	627				
	TOTAL TRANSPORT (B)	3460	17	28	9	26	19	8	12	28	15	14	25	26	3687				
	TOTAL (A)+(B)	55722	253	380	292	305	186	212	200	400	484	372	417	686	59909				

65. BANTWALA (KA-70)

Sl. No.	CATEGORY OF VEHICLES	AS ON 31-03-2019	VEHICLES NEWLY REGISTERED IN THE YEAR 2019-10												AS ON 31-03-2020			
			APRIL	MAY	JUNE	JULY	AUG.	SEPT.	OCTR.	NOVR.	DECR.	JAN.	FEB.	MARCH				
	NON TRANSPORT VEHICLE																	
1	Two Wheelers	133457	585	487	479	533	351	390	430	612	249	483	433	439	138928			
2	Cars	41455	53	70	81	89	45	62	76	118	45	115	87	79	42375			
3	Omni Buses	90	0	1	0	0	0	0	0	0	0	0	0	0	91			
4	Tractors	103	1	0	2	0	0	0	1	0	2	1	0	0	110			
5	Trailers	41	0	0	0	1	0	0	1	0	0	0	0	0	43			
6	Construction Moving Equipment	21	0	1	1	0	0	0	0	0	0	0	0	0	23			
7	Private Service Vehicle	2	0	0	0	0	0	0	0	0	0	0	0	0	2			
8	Other Vehicles	1586	4	4	1	3	5	0	2	5	4	4	2	1	1621			
	TOTAL NON TRANSPORT VEHICLES(A)	176755	643	563	564	626	401	452	510	735	300	603	522	519	183193			
	TRANSPORT VEHICLE																	
9																		
a.	Multi Axled/Articulated Vehicle	7	0	0	0	0	0	0	0	0	0	0	0	0	7			
b.	Trucks and Lorries	4112	13	5	12	3	5	6	7	5	4	5	8	11	4196			
	TOTAL	4119	13	5	12	3	5	6	7	5	4	5	8	11	4203			
10	LIGHT GOODS VEHICLES																	
a.	Four Wheeler	5258	11	8	12	9	8	8	5	19	5	14	13	18	5388			
b.	Three Wheeler	1451	3	6	5	9	1	8	3	3	3	9	4	8	1513			
	TOTAL	6709	14	14	17	18	9	16	8	22	8	23	17	26	6901			
11	Buses	1154	4	14	5	8	6	2	1	3	2	4	0	5	1208			
	TOTAL	1154	4	14	5	8	6	2	1	3	2	4	0	5	1208			
12	TAXIES																	
a.	Motor Cabs	2565	6	3	4	10	6	2	4	2	1	1	7	3	2614			
b.	Maxi Cabs	631	1	0	1	0	1	0	1	1	0	0	1	0	637			
c.	Others	0	2	0	0	0	2	2	0	2	2	0	2	0	12			
	TOTAL	3196	9	3	5	10	9	4	5	5	3	1	10	3	3263			
13	LMV PASSENGER																	
a.	Three Seater(A/R)	11236	66	62	61	73	64	76	71	72	31	81	86	54	12033			
14	Other Vehicles	172	1	1	1	1	0	0	2	1	1	1	1	1	183			
	TOTAL	11408	67	63	62	74	64	76	73	73	32	82	87	55	12216			
	TOTAL TRANSPORT (B)	26586	107	99	101	113	93	104	94	108	49	115	122	100	27791			
	TOTAL (A)+(B)	203341	750	662	665	739	494	556	604	843	349	718	644	619	210984			

66. ATHANI (KA-71)

Sl. No.	CATEGORY OF VEHICLES	AS ON 31-03-2019	VEHICLES NEWLY REGISTERED IN THE YEAR 2019-10												AS ON 31-03-2020					
			APRIL	MAY	JUNE	JULY	AUG.	SEPT.	OCTR.	NOVR.	DECR.	JAN.	FEB.	MARCH						
	NON TRANSPORT VEHICLE																			
1	Two Wheelers	48	0	0	0	0	0	0	0	0	0	0	0	0	0	0	0	0	0	48
2	Cars	20	0	0	0	0	0	0	0	0	0	0	0	0	0	0	0	0	0	20
3	Omni Buses	4	0	0	0	0	0	0	0	0	0	0	0	0	0	0	0	0	0	4
4	Tractors	36	0	0	0	0	0	0	0	0	0	0	0	0	0	0	0	0	0	36
5	Trailers	11	0	0	0	0	0	0	0	0	0	0	0	0	0	0	0	0	0	11
6	Construction Moving Equipment	3	0	0	0	0	0	0	0	0	0	0	0	0	0	0	0	0	0	3
7	Private Service Vehicle	0	0	0	0	0	0	0	0	0	0	0	0	0	0	0	0	0	0	0
8	Other Vehicles	1	0	0	0	0	0	0	0	0	0	0	0	0	0	0	0	0	0	1
	TOTAL NON TRANSPORT VEHICLES(A)	123	0	0	0	0	0	0	0	0	0	0	0	0	0	0	0	0	0	123
9	TRANSPORT VEHICLE																			
a.	Multi Axled/Articulated Vehicle	0	0	0	0	0	0	0	0	0	0	0	0	0	0	0	0	0	0	0
b.	Trucks and Lorries	15	0	0	0	0	0	0	0	0	0	0	0	0	0	0	0	0	0	15
	TOTAL	15	0	0	0	0	0	0	0	0	0	0	0	0	0	0	0	0	0	15
10	LIGHT GOODS VEHICLES																			
a.	Four Wheeler	14	0	0	0	0	0	0	0	0	0	0	0	0	0	0	0	0	0	14
b.	Three Wheeler	0	0	0	0	0	0	0	0	0	0	0	0	0	0	0	0	0	0	0
	TOTAL	14	0	0	0	0	0	0	0	0	0	0	0	0	0	0	0	0	0	14
11	Buses	0	0	0	0	0	0	0	0	0	0	0	0	0	0	0	0	0	0	0
	TOTAL	0	0	0	0	0	0	0	0	0	0	0	0	0	0	0	0	0	0	0
12	TAXIES																			
a.	Motor Cabs	3	0	0	0	0	0	0	0	0	0	0	0	0	0	0	0	0	0	3
b.	Maxi Cabs	0	0	0	0	0	0	0	0	0	0	0	0	0	0	0	0	0	0	0
c.	Others	0	0	0	0	0	0	0	0	0	0	0	0	0	0	0	0	0	0	0
	TOTAL	3	0	0	0	0	0	0	0	0	0	0	0	0	0	0	0	0	0	3
13	LMV PASSENGER																			
a.	Three Seater(A/R)	0	0	0	0	0	0	0	0	0	0	0	0	0	0	0	0	0	0	0
14	Other Vehicles	0	0	0	0	0	0	0	0	0	0	0	0	0	0	0	0	0	0	0
	TOTAL	0	0	0	0	0	0	0	0	0	0	0	0	0	0	0	0	0	0	0
	TOTAL TRANSPORT (B)	32	0	0	0	0	0	0	0	0	0	0	0	0	0	0	0	0	0	32
	TOTAL (A)+(B)	155	0	0	0	0	0	0	0	0	0	0	0	0	0	0	0	0	0	155

27. Regional Transport Office wise total vehicle registered as on 31.03.2020

SL. NO.	OFFICE NAME	TOTAL AS ON 31-03-2019	NEWLY REGISTERED FROM 01-04-2019 TO 31-03-2020	TOTAL AS ON 31-03-2020
1	BENGALURU CENTRAL RTO	1049484	72621	1122105
2	BENGALURU WEST RTO	1178945	64377	1243322
3	BENGALURU EAST RTO	1377271	96603	1473874
4	BENGALURU NORTH RTO	1169027	67440	1236467
5	BENGALURU SOUTH RTO	1484622	98417	1583039
6	TUMKUR RTO	558569	37109	595678
7	KOLAR RTO	233702	15926	249628
8	K G F ARTO	197851	10629	208480
9	MYSURU WEST RTO	842475	50094	892569
10	CHAMARAJANAGAR RTO	209717	16185	225902
11	MANDYA RTO	400344	25915	426259
12	MADIKERI RTO	188074	9198	197272
13	HASSAN RTO	463447	29888	493335
14	SHIMOGA RTO	455166	23338	478504
15	SAGAR ARTO	225718	14918	240636
16	CHITRADURGA RTO	366141	29798	395939
17	DAVANAGERE RTO	567667	35447	603114
18	CHIKAMANGLUR RTO	253464	11717	265181
19	MANGALORE RTO	555011	37791	592802
20	UDUPI RTO	453683	26124	479807
21	PUTTUR RTO	186251	11674	197925
22	BELAGAVI RTO	551161	32222	583383
23	CHIKKODI RTO	427987	27140	455127
24	BAILHONGAL RTO	200069	9335	209404
25	DHARWAD WEST RTO	640625	19623	660248
26	GADAG RTO	244036	17901	261937
27	HAVERI RTO	342054	16510	358564
28	BIJAPUR RTO	501400	40962	542362
29	BAGALKOT RTO	287817	19748	307565
30	KARWAR RTO	131544	5108	136652
31	SIRSI RTO	207271	10442	217713
32	KALABURAGI RTO	518375	34861	553236
33	YADGIRI RTO	177705	17003	194708
34	BELLARY RTO	351252	18749	370001

SL. NO.	OFFICE NAME	TOTAL AS ON 31-03-2019	NEWLY REGISTERED FROM 01-04-2019 TO 31-03-2020	TOTAL AS ON 31-03-2020
35	HOSPET RTO	333922	28247	362169
36	RAICHUR RTO	412807	30960	443767
37	KOPPAL RTO	299754	23863	323617
38	BIDAR RTO	151770	11899	163669
39	BHALKI ARTO	95179	6572	101751
40	CHICKABALLAPUR RTO	261978	15035	277013
41	JNANABHARATHI RTO	473054	29488	502542
42	RAMANAGAR RTO	229734	17445	247179
43	DEVANAHALLI ARTO	159267	8023	167290
44	TIPTUR ARTO	189791	11439	201230
45	HUNSUR ARTO	213259	12743	226002
46	SAKALESHIPURA ARTO	102587	4482	107069
47	HONNAVAR ARTO	140082	8818	148900
48	JAMKHANDI ARTO	203618	14537	218155
49	GOKAK ARTO	172255	11710	183965
50	YALAHANKA RTO	327394	26413	353807
51	ELEC CITY RTO	868122	86166	954288
52	NELAMANGALA RTO	129217	11582	140799
53	KRISHNARAJAPURAM RTO	625738	53036	678774
54	NAGAMANGALA RTO	90309	7038	97347
55	MYSURU EAST RTO	235442	11600	247042
56	BASWAKALYAN RTO	46730	4565	51295
57	CHANDAPURA, BENGALURU RTO	310682	7719	318401
58	DHARWAD EAST RTO	413232	21249	434481
59	MADHUGIRI, TUMAKURU ARTO	392143	10095	402238
60	DANDELI ARTO	62263	4293	66556
61	TARIKERE, CHIKKAMAGALURU ARTO	140192	9423	149615
62	CHINTAMANI ARTO	55868	6278	62146
63	RANIBENNUR ARTO	144645	13623	158268
64	RAMDURGA ARTO	55722	4187	59909
65	BANTWALA ARTO	203341	7643	210984
66	ATHANI ARTO	155	0	155
67	AUTORIKSHA OFFICE	3811	643	4454
	TOTAL	24541987	1575627	26117614

28. The details of Districtwise total vehicle registered as on 31.03.2019

28.1 BANGALORE URBAN AND RURAL DIVISION (District Wise)

SL. No	CATEGORY OF VEHICLES	B'LORE(U)	B'LORE (R)	TUMKUR	KOLAR	C.B.PURA	RAM NAGAR	TOTAL
	NON-TRANSPORT VEHICLES							
1	Two Wheelers	5889633	192109	888134	355403	185852	163003	7674134
2	Cars	1866012	38917	97408	52313	25968	25419	2106037
3	Omni Buses	4766	285	227	1061	674	86	7099
4	Tractors	28240	6838	32162	16654	11435	7788	103117
5	Trailers	9438	4265	23849	12457	7000	3437	60446
6	Construction Moving Equipment	822	85	164	45	13	83	1212
7	Private Service Vehicle	167	17	12	9	0	4	209
8	Other Vehicles	31564	1752	2745	2301	968	688	40018
	TOTAL NON TRANSPORT VEHICLES(A)	7830642	244268	1044701	440243	231910	200508	9992272
9	TRANSPORT VEHICLE							
a.	Multi Axled/Articulated Vehicle	14750	83	59	8	29	294	15223
b.	Trucks and Lorries	161077	10531	12774	8310	4825	4042	201559
	TOTAL	175827	10614	12833	8318	4854	4336	216782
10	LIGHT GOODS VEHICLES							
a.	Four Wheeler	150850	12120	17654	13919	8512	6820	209875
b.	Three Wheeler	56334	2022	12806	2891	963	2160	77176
	TOTAL	207184	14142	30460	16810	9475	8980	287051
11	Buses	111550	4441	5910	5428	4612	2880	134821
	TOTAL	111550	4441	5910	5428	4612	2880	134821
12	TAXIES							
a.	Motor Cabs	182836	4505	10031	3883	2681	4111	208047
b.	Maxi Cabs	51379	2560	3291	1239	1067	1296	60832
c.	Others	18	0	0	1	0	1	20
	TOTAL	234233	7065	13322	5123	3748	5408	268899
13	LMV PASSENGER							
a.	Three Seater(A/R)	269759	6328	27575	9490	5844	6738	325734
14	Other Vehicles	38954	1626	5702	2009	1535	884	50710
	TOTAL	308713	7954	33277	11499	7379	7622	376444
	TOTAL TRANSPORT(B)	1037507	44216	95802	47178	30068	29226	1283997
	TOTAL (A)+(B)	8868149	288484	1140503	487421	261978	229734	11276269

The details of districtwise total vehicle registered as on 31.03.2019
28.2 MYSURU DIVISION (District wise)

SL.No	CATEGORY OF VEHICLES	MYSORE	MANDYA	MADIKERI	CHAMRAJNGR	HASSAN	TOTAL
	NON-TRANSPORT VEHICLES						
1	Two Wheelers	989516	366625	90884	160129	394879	2002033
2	Cars	158669	39664	70898	16305	81423	366959
3	Omni Buses	509	84	532	73	289	1487
4	Tractors	17212	15551	1564	6290	17921	58538
5	Trailers	7971	9706	1299	3405	11794	34175
6	Construction Moving Equipment	45	63	2	10	64	184
7	Private Service Vehicle	203	27	9	157	7	
8	Other Vehicles	2805	1718	852	825	2355	8555
	TOTAL NON TRANSPORT VEHICLES(A)	1176930	433438	166040	187194	508732	2472334
9	TRANSPORT VEHICLE						
a.	Multi Axled/Articulated Vehicle	571	10	0	5	5	591
b.	Trucks and Lorries	12915	10179	2102	4230	9015	38441
	TOTAL	13486	10189	2102	4235	9020	39032
10	LIGHT GOODS VEHICLES						
a.	Four Wheeler	20399	12386	5706	6815	13943	59249
b.	Three Wheeler	13586	9351	749	2567	5601	31854
	TOTAL	33985	21737	6455	9382	19544	91103
11	Buses	14247	3298	2981	2275	2079	24880
	TOTAL	14247	3298	2981	2275	2079	24880
12	TAXIES						
a.	Motor Cabs	10385	6276	1554	1126	6863	26204
b.	Maxi Cabs	4584	2436	455	1025	2893	11393
c.	Others	0	0	1	0	0	1
	TOTAL	14969	8712	2010	2151	9756	37598
13	LMV PASSENGER						
a.	Three Seater(A/R)	34866	11977	7642	3719	13699	71903
14	Other Vehicles	2693	1302	844	761	3204	8804
	TOTAL	37559	13279	8486	4480	16903	80707
	TOTAL TRANSPORT(B)	114246	57215	22034	22523	57302	273320
	TOTAL (A)+(B)	1291176	490653	188074	209717	566034	2745654

The details of districtwise total vehicle registered as on 31.03.2019

28.3 SHIVAMOGGA DIVISION (District wise)

SL.No	CATEGORY OF VEHICLES	SHIMOGA	CHITRADURGA	DAVANAGERE	C-M'LORE	MLORE	UDUPI	TOTAL
	NON-TRANSPORT VEHICLES							
1	Two Wheelers	499516	266846	424678	252164	592969	317324	2353497
2	Cars	89697	28052	49057	74506	215775	75167	532254
3	Omni Buses	194	62	130	158	355	129	1028
4	Tractors	14778	17049	27721	13356	496	351	73751
5	Trailers	11688	9466	12337	9619	193	75	43378
6	Construction Moving Equipment	51	24	37	20	163	45	340
7	Private Service Vehicle	5	3	10	4	180	3	205
8	Other Vehicles	1408	1723	1648	1294	6210	1093	13376
	TOTAL NON TRANSPORT VEHICLES(A)	617337	323225	515618	351121	816341	394187	3017829
9	TRANSPORT VEHICLE							
a.	Multi Axled/Articulated Vehicle	7	16	8	3	1886	6	1926
b.	Trucks and Lorries	10950	8122	7327	5226	24076	7423	63124
	TOTAL	10957	8138	7335	5229	25962	7429	65050
10	LIGHT GOODS VEHICLES							
a.	Four Wheeler	15340	8189	8861	11526	24343	14003	82262
b.	Three Wheeler	4840	3171	6268	3643	5635	2781	26338
	TOTAL	20180	11360	15129	15169	29978	16784	108600
11	Buses	4338	2305	2777	3271	11507	5418	29616
	TOTAL	4338	2305	2777	3271	11507	5418	29616
12	TAXIES							
a.	Motor Cabs	4784	4605	4081	3041	11981	6359	34851
b.	Maxi Cabs	1580	1893	1729	1158	3251	1726	11337
c.	Others	0	0	0	0	0	5	5
	TOTAL	6364	6498	5810	4199	15232	8090	46193
13	LMV PASSENGER							
a.	Three Seater(A/R)	14145	13576	19466	11393	44135	20779	123494
14	Other Vehicles	7563	1039	1532	3274	1448	996	15852
	TOTAL	21708	14615	20998	14667	45583	21775	139346
	TOTAL TRANSPORT(B)	63547	42916	52049	42535	128262	59496	388805
	TOTAL (A)+(B)	680884	366141	567667	393656	944603	453683	3406634

The details of districtwise total vehicle registered as on 31.03.2019

28.4 BELAGAVI DIVISION (Districtwise)

Sl.No	CATEGORY OF VEHICLES	BELGAUM	GADAG	DHARWAD	HAVERI	BIJAPUR	BAGALKOTE	KARWAR	TOTAL
	NON-TRANSPORT VEHICLES								
1	Two Wheelers	1098953	172225	736532	374088	366125	365915	427711	3541549
2	Cars	109024	16626	126529	30884	34592	32573	55095	405323
3	Omni Buses	1952	143	579	103	285	239	167	3468
4	Tractors	58197	18274	30942	28515	30335	27380	4521	198164
5	Trailers	38259	9983	19560	8795	17240	24055	1981	119873
6	Construction Moving Equipment	98	19	142	28	70	48	37	442
7	Private Service Vehicle	20	3	1	5	2	1	4	36
8	Other Vehicles	3188	1073	2913	2069	1689	1373	1946	14251
	TOTAL NON TRANSPORT VEHICLES(A)	1309691	218346	917198	444487	450338	451584	491462	4283106
9	TRANSPORT VEHICLE								
a.	Multi Axled/Articulated Vehicle	31	13	173	2	290	108	4	621
b.	Trucks and Lorries	24605	3514	35088	4517	11152	6480	10352	95708
	TOTAL	24636	3527	35261	4519	11442	6588	10356	96329
10	LIGHT GOODS VEHICLES								
a.	Four Wheeler	31020	5395	23300	9415	11286	9677	11756	101849
b.	Three Wheeler	4344	2979	7253	5237	6769	2375	4128	33085
	TOTAL	35364	8374	30553	14652	18055	12052	15884	134934
11	Buses	11791	2279	14127	1817	3505	4578	3940	42037
	TOTAL	11791	2279	14127	1817	3505	4578	3940	42037
12	TAXIES								
a.	Motor Cabs	5072	2100	6597	3692	3806	3006	4291	28564
b.	Maxi Cabs	3948	2060	4038	2847	1857	1634	2162	18546
c.	Others	1	0	0	0	0	0	0	1
	TOTAL	9021	4160	10635	6539	5663	4640	6453	47111
13	LMV PASSENGER								
a.	Three Seater(A/R)	13076	6721	38079	13552	9489	9933	11324	102174
14	Other Vehicles	3770	629	8004	1133	2908	2060	1741	20245
	TOTAL	16846	7350	46083	14685	12397	11993	13065	122419
	TOTAL TRANSPORT(B)	97658	25690	136659	42212	51062	39851	49698	442830
	TOTAL (A)+(B)	1407349	244036	1053857	486699	501400	491435	541160	4725936

The details of districtwise total vehicle registered as on 31.03.2019

28.5 KALBURGI DIVISION (District wise)

SL.No	CATEGORY OF VEHICLES	KALBURGI	YADGIR	RAICHUR	BELLARY	KOPPAL	BIDAR	TOTAL
	NON-TRANSPORT VEHICLES							
1	Two Wheelers	379659	124577	314483	510231	226484	222664	1778098
2	Cars	39300	10585	23132	53824	20275	18615	165731
3	Omni Buses	896	251	362	179	209	562	2459
4	Tractors	17296	13207	30722	27507	20004	8824	117560
5	Trailers	8092	5575	10041	14371	7765	5149	50993
6	Construction Moving Equipment	22	61	63	94	14	8	262
7	Private Service Vehicle	1	3	1	0	1	0	6
8	Other Vehicles	2721	1001	801	2418	1145	413	8499
	TOTAL NON TRANSPORT VEHICLES(A)	447987	155260	379605	608624	275897	256235	2123608
9	TRANSPORT VEHICLE							
a.	Multi Axled/Articulated Vehicle	93	4	10	443	16	75	641
b.	Trucks and Lorries	17600	2319	5793	26826	4608	13103	70249
	TOTAL	17693	2323	5803	27269	4624	13178	70890
10	LIGHT GOODS VEHICLES							
a.	Four Wheeler	7889	3901	10595	14786	5921	6572	49664
b.	Three Wheeler	8026	1223	2632	2815	2381	2693	19770
	TOTAL	15915	5124	13227	17601	8302	9265	69434
11	Buses	7231	1639	2642	5820	2389	3571	23292
	TOTAL	7231	1639	2642	5820	2389	3571	23292
12	TAXIES							
a.	Motor Cabs	3617	1709	2313	4374	2412	1821	16246
b.	Maxi Cabs	2125	635	1268	2523	1127	1351	9029
c.	Others	0	0	0	0	0	0	0
	TOTAL	5742	2344	3581	6897	3539	3172	25275
13	LMV PASSENGER							
a.	Three Seater(A/R)	18010	10400	7082	13381	2606	7541	59020
14	Other Vehicles	5797	615	867	5582	2397	717	15975
	TOTAL	23807	11015	7949	18963	5003	8258	74995
	TOTAL TRANSPORT(B)	70388	22445	33202	76550	23857	37444	263886
	TOTAL (A)+(B)	518375	177705	412807	685174	299754	293679	2387494

28.6. Division wise vehicle registered and kept for use in Karnataka State as on 31.03.2019

SL.No	CATEGORY OF VEHICLES	BENGALURU DIVISION	BENGALURU RURAL DVN.	MYSORE DIVISION	SHIMOGA DIVISION	BELGAUM DIVISION	KALBURGI DIVISION	TOTAL IN KARNATAKA
	NON-TRANSPORT VEHICLES							
1	Two Wheelers	5889633	1784501	2002033	2353497	3541549	1778098	17349311
2	Cars	1866012	240025	366959	532254	405323	165731	3576304
3	Omni Buses	4766	2333	1487	1028	3468	2459	15541
4	Tractors	28240	74877	58538	73751	198164	117560	551130
5	Trailers	9438	51008	34175	43378	119873	50993	308865
6	Construction Moving Equipment	822	390	184	340	442	262	2440
7	Private Service Vehicle	167	42	403	205	36	6	859
8	Other Vehicles	31564	8454	8555	13376	14251	8499	84699
	TOTAL NON TRANSPORT VEHICLES(A)	7830642	2161630	2472334	3017829	4283106	2123608	21889149
9	TRANSPORT VEHICLE							
a.	Multi Axled/Articulated Vehicle	14750	473	591	1926	621	641	19002
b.	Trucks and Lorries	161077	40482	38441	63124	95708	70249	469081
	TOTAL	175827	40955	39032	65050	96329	70890	488083
10	LIGHT GOODS VEHICLES							
a.	Four Wheeler	150850	59025	59249	82262	101849	49664	502899
b.	Three Wheeler	56334	20842	31854	26338	33085	19770	188223
	TOTAL	207184	79867	91103	108600	134934	69434	691122
11	Buses	111550	23271	24880	29616	42037	23292	254646
	TOTAL	111550	23271	24880	29616	42037	23292	254646
12	TAXIES							
a.	Motor Cabs	182836	25211	26204	34851	28564	16246	313912
b.	Maxi Cabs	51379	9453	11393	11337	18546	9029	111137
c.	Others	18	2	1	5	1	0	27
	TOTAL	234233	34666	37598	46193	47111	25275	425076
13	LMV PASSENGER							
a.	Three Seater(A/R)	269759	55975	71903	123494	102174	59020	682325
14	Other Vehicles	38954	11756	8804	15852	20245	15975	111586
	TOTAL	308713	67731	80707	139346	122419	74995	793911
	TOTAL TRANSPORT(B)	1037507	246490	273320	388805	442830	263886	2652338
	TOTAL (A)+(B)	8868149	2408120	2745654	3406634	4725936	2387494	24541987

29. The details of district wise newly registered vehicles in the year 2019-20
29.1 BANGALORE URBAN AND RURAL DIVISION (District wise)

SL.No	CATEGORY OF VEHICLES	B'LORE(U)	B'LORE (R)	TUMKUR	KOLAR	C.B.PURA	RAM NAGAR	TOTAL
	NON-TRANSPORT VEHICLES							
1	Two Wheelers	408800	12777	44992	26941	11965	13558	519033
2	Cars	101043	2559	3871	1726	801	1425	111425
3	Omni Buses	32	9	1	0	6	0	48
4	Tractors	1768	384	2653	931	409	318	6463
5	Trailers	944	216	1674	481	173	175	3663
6	Construction Moving Equipment	659	121	171	60	36	109	1156
7	Private Service Vehicle	252	19	21	13	3	2	310
8	Other Vehicles	2318	119	253	144	110	71	3015
	TOTAL NON TRANSPORT VEHICLES(A)	515816	16204	53636	30296	13503	15658	645113
9	TRANSPORT VEHICLE							
a.	Multi Axled/Articulated Vehicle	295	0	0	0	1	16	312
b.	Trucks and Lorries	5908	913	467	381	160	286	8115
	TOTAL	6203	913	467	381	161	302	8427
10	LIGHT GOODS VEHICLES							
a.	Four Wheeler	10911	1190	1461	1016	554	507	15639
b.	Three Wheeler	3550	307	607	147	130	288	5029
	TOTAL	14461	1497	2068	1163	684	795	20668
11	Buses	3947	178	241	194	92	107	4759
	TOTAL	3947	178	241	194	92	107	4759
12	TAXIES							
a.	Motor Cabs	11953	346	389	348	208	220	13464
b.	Maxi Cabs	2652	36	90	16	12	9	2815
c.	Others	112	0	10	0	10	1	133
	TOTAL	14717	382	489	364	230	230	16412
13	LMV PASSENGER							
a.	Three Seater(A/R)	17119	371	1526	323	226	333	19898
14	Other Vehicles	30660	60	216	112	139	20	31207
	TOTAL	47779	431	1742	435	365	353	51105
	TOTAL TRANSPORT(B)	87107	3401	5007	2537	1532	1787	101371
	TOTAL (A)+(B)	602923	19605	58643	32833	15035	17445	746484

The details of district wise newly registered vehicles in the year 2019-20

29.2 MYSURU DIVISION (District wise)

SL.No	CATEGORY OF VEHICLES	MYSORE	MANDYA	MADIKERI	CHAMRAJNGR	HASSAN	TOTAL
	NON-TRANSPORT VEHICLES						
1	Two Wheelers	59603	26790	5997	13752	25804	131946
2	Cars	7130	1692	1856	453	2644	13775
3	Omni Buses	4	0	41	0	2	47
4	Tractors	1620	1045	97	558	1909	5229
5	Trailers	104	123	23	53	224	527
6	Construction Moving Equipment	45	83	7	8	55	198
7	Private Service Vehicle	115	34	17	17	51	234
8	Other Vehicles	151	219	24	70	321	785
	TOTAL NON TRANSPORT VEHICLES(A)	68772	29986	8062	14911	31010	152741
9	TRANSPORT VEHICLE						
a.	Multi Axled/Articulated Vehicle	1	1	0	0	0	2
b.	Trucks and Lorries	340	388	117	97	324	1266
	TOTAL	341	389	117	97	324	1268
10	LIGHT GOODS VEHICLES						
a.	Four Wheeler	2052	1349	314	630	1486	5831
b.	Three Wheeler	240	229	23	83	227	802
	TOTAL	2292	1578	337	713	1713	6633
11	Buses	241	136	44	89	155	665
	TOTAL	241	136	44	89	155	665
12	TAXIES						
a.	Motor Cabs	668	383	85	171	391	1698
b.	Maxi Cabs	97	35	18	17	57	224
c.	Others	21	0	0	0	10	31
	TOTAL	786	418	103	188	458	1953
13	LMV PASSENGER						
a.	Three Seater(A/R)	1900	349	476	176	458	3359
14	Other Vehicles	105	97	59	11	252	524
	TOTAL	2005	446	535	187	710	3883
	TOTAL TRANSPORT(B)	5665	2967	1136	1274	3360	14402
	TOTAL (A)+(B)	74437	32953	9198	16185	34370	167143

The details of district wise newly registered vehicles in the year 2019-20

29.3 SHIVAMOGGA DIVISION (District wise)

SL.No	CATEGORY OF VEHICLES	SHIMOGA	CHITRADURGA	DAVANAGERE	C-M'LORE	MLORE	UDUPI	TOTAL
	NON-TRANSPORT VEHICLES							
1	Two Wheelers	29371	22467	26324	14788	40456	18716	152122
2	Cars	3965	1497	2999	2598	10536	4676	26271
3	Omni Buses	3	6	0	0	3	1	13
4	Tractors	1745	1432	1959	1215	15	52	6418
5	Trailers	378	589	502	460	2	1	1932
6	Construction Moving Equipment	44	103	77	22	24	32	302
7	Private Service Vehicle	8	1	0	10	15	4	38
8	Other Vehicles	345	88	208	200	132	61	1034
	TOTAL NON TRANSPORT VEHICLES(A)	35859	26183	32069	19293	51183	23543	188130
9	TRANSPORT VEHICLE							
a.	Multi Axled/Articulated Vehicle	0	0	2	1	16	1	20
b.	Trucks and Lorries	190	361	216	179	526	184	1656
	TOTAL	190	361	218	180	542	185	1676
10	LIGHT GOODS VEHICLES							
a.	Four Wheeler	980	1139	891	893	1339	788	6030
b.	Three Wheeler	169	273	425	87	209	70	1233
	TOTAL	1149	1412	1316	980	1548	858	7263
11	Buses	175	147	164	108	429	211	1234
	TOTAL	175	147	164	108	429	211	1234
12	TAXIES							
a.	Motor Cabs	225	331	282	152	386	193	1569
b.	Maxi Cabs	34	50	35	20	46	28	213
c.	Others	10	0	0	0	12	0	22
	TOTAL	269	381	317	172	444	221	1804
13	LMV PASSENGER							
a.	Three Seater(A/R)	552	1218	1335	350	2889	1092	7436
14	Other Vehicles	62	96	28	57	73	14	330
	TOTAL	614	1314	1363	407	2962	1106	7766
	TOTAL TRANSPORT(B)	2397	3615	3378	1847	5925	2581	19743
	TOTAL (A)+(B)	38256	29798	35447	21140	57108	26124	207873

The details of district wise newly registered vehicles in the year 2019-20
 29.4 BELAGAVI DIVISION (Districtwise)

SL.No	CATEGORY OF VEHICLES	BELGAUM	GADAG	DHARWAD	HAVERI	BIJAPUR	BAGALKOTE	KARWAR	TOTAL
	NON-TRANSPORT VEHICLES								
1	Two Wheelers	68777	13916	30301	23652	30946	26545	22867	217004
2	Cars	6098	973	4516	1454	2546	1928	2664	20179
3	Omni Buses	16	15	16	3	13	10	3	76
4	Tractors	2608	909	1145	1881	2259	1581	411	10794
5	Trailers	1954	298	333	497	533	898	250	4763
6	Construction Moving Equipment	179	23	138	45	79	44	44	552
7	Private Service Vehicle	1	2	3	1	1	2	3	13
8	Other Vehicles	239	53	88	192	494	211	152	1429
	TOTAL NON TRANSPORT VEHICLES(A)	79872	16189	36540	27725	36871	31219	26394	254810
9	TRANSPORT VEHICLE								
a.	Multi Axled/Articulated Vehicle	4	0	0	0	21	3	1	29
b.	Trucks and Lorries	807	102	708	230	462	311	119	2739
	TOTAL	811	102	708	230	483	314	120	2768
10	LIGHT GOODS VEHICLES								
a.	Four Wheeler	2099	577	1351	939	1357	989	646	7958
b.	Three Wheeler	165	90	192	201	483	188	78	1397
	TOTAL	2264	667	1543	1140	1840	1177	724	9355
11	Buses	307	100	232	92	146	188	121	1186
	TOTAL	307	100	232	92	146	188	121	1186
12	TAXIES								
a.	Motor Cabs	378	214	300	227	519	247	238	2123
b.	Maxi Cabs	63	37	63	58	60	29	55	365
c.	Others	0	0	23	0	0	7	28	58
	TOTAL	441	251	386	285	579	283	321	2546
13	LMV PASSENGER								
a.	Three Seater(A/R)	797	550	1395	590	976	1059	777	6144
14	Other Vehicles	102	42	68	71	67	45	204	599
	TOTAL	899	592	1463	661	1043	1104	981	6743
	TOTAL TRANSPORT(B)	4722	1712	4332	2408	4091	3066	2267	22598
	TOTAL (A)+(B)	84594	17901	40872	30133	40962	34285	28661	277408

The details of district wise newly registered vehicles in the year 2019-20
29.5 KALBURGI DIVISION (District wise)

SL.No	CATEGORY OF VEHICLES	KALBURGI	YADGIR	RAICHUR	BELLARY	KOPPAL	BIDAR	TOTAL
	NON-TRANSPORT VEHICLES							
1	Two Wheelers	27714	12975	25025	36249	19892	19011	140866
2	Cars	2040	678	1398	2610	927	1126	8779
3	Omni Buses	125	38	89	64	23	48	387
4	Tractors	1192	912	1401	1874	995	561	6935
5	Trailers	209	190	304	435	313	214	1665
6	Construction Moving Equipment	34	23	28	58	15	10	168
7	Private Service Vehicle	1	1	0	17	4	3	26
8	Other Vehicles	307	250	256	215	142	69	1239
	TOTAL NON TRANSPORT VEHICLES(A)	31622	15067	28501	41522	22311	21042	160065
9	TRANSPORT VEHICLE							
a.	Multi Axled/Articulated Vehicle	5	0	1	84	0	1	91
b.	Trucks and Lorries	524	127	132	1212	179	176	2350
	TOTAL	529	127	133	1296	179	177	2441
10	LIGHT GOODS VEHICLES							
a.	Four Wheeler	838	557	923	1564	629	510	5021
b.	Three Wheeler	390	88	104	198	204	213	1197
	TOTAL	1228	645	1027	1762	833	723	6218
11	Buses	125	102	55	169	74	84	609
	TOTAL	125	102	55	169	74	84	609
12	TAXIES							
a.	Motor Cabs	442	244	327	396	163	146	1718
b.	Maxi Cabs	42	22	23	103	20	25	235
c.	Others	11	0	10	0	1	12	34
	TOTAL	495	266	360	499	184	183	1987
13	LMV PASSENGER							
a.	Three Seater(A/R)	791	783	818	1503	129	771	4795
14	Other Vehicles	71	13	66	245	153	56	604
	TOTAL	862	796	884	1748	282	827	5399
	TOTAL TRANSPORT(B)	3239	1936	2459	5474	1552	1994	16654
	TOTAL (A)+(B)	34861	17003	30960	46996	23863	23036	176719

29.6. Divisionwise vehicle newly registered in the year 2019-20

Karnataka State

Sl.No	CATEGORY OF VEHICLES	BENGALURU DIVISION	BENGALURU RURAL DVN.	MYSORE DIVISION	SHIMOGA DIVISION	BELGAUM DIVISION	KALBURGI DIVISION	TOTAL IN KARNATAKA
	NON-TRANSPORT VEHICLES							
1	Two Wheelers	408800	110233	131946	152122	217004	140866	1160971
2	Cars	101043	10382	13775	26271	20179	8779	180429
3	Omni Buses	32	16	47	13	76	387	571
4	Tractors	1768	4695	5229	6418	10794	6935	35339
5	Trailers	944	2719	527	1932	4763	1665	12550
6	Construction Moving Equipment	659	497	198	302	552	168	2376
7	Private Service Vehicle	252	58	234	38	13	26	621
8	Other Vehicles	2318	697	785	1034	1429	1239	7502
	TOTAL NON TRANSPORT VEHICLES(A)	515816	129297	152741	188130	254810	160065	1400859
9	TRANSPORT VEHICLE							
a.	Multi Axled/Articulated Vehicle	295	17	2	20	29	91	454
b.	Trucks and Lorries	5908	2207	1266	1656	2739	2350	16126
	TOTAL	6203	2224	1268	1676	2768	2441	16580
10	LIGHT GOODS VEHICLES							
a.	Four Wheeler	10911	4728	5831	6030	7958	5021	40479
b.	Three Wheeler	3550	1479	802	1233	1397	1197	9658
	TOTAL	14461	6207	6633	7263	9355	6218	50137
11	Buses	3947	812	665	1234	1186	609	8453
	TOTAL	3947	812	665	1234	1186	609	8453
12	TAXIES							
a.	Motor Cabs	11953	1511	1698	1569	2123	1718	20572
b.	Maxi Cabs	2652	163	224	213	365	235	3852
c.	Others	112	21	31	22	58	34	278
	TOTAL	14717	1695	1953	1804	2546	1987	24702
13	LMV PASSENGER							
a.	Three Seater(A/R)	17119	2779	3359	7436	6144	4795	41632
14	Other Vehicles	30660	547	524	330	599	604	33264
	TOTAL	47779	3326	3883	7766	6743	5399	74896
	TOTAL TRANSPORT(B)	87107	14264	14402	19743	22598	16654	174768
	TOTAL (A)+(B)	602923	143561	167143	207873	277408	176719	1575627

30. The details of Districtwise total vehicle registered as on 31.03.2020

30.1 BANGALORE URBAN AND RURAL DIVISION (District Wise)

SL.No	CATEGORY OF VEHICLES	B'LORE(U)	B'LORE (R)	TUMKUR	KOLAR	C.B.PURA	RAM NAGAR	TOTAL
	NON-TRANSPORT VEHICLES							
1	Two Wheelers	6298433	204886	933126	382344	197817	176561	8193167
2	Cars	1967055	41476	101279	54039	26769	26844	2217462
3	Omni Buses	4798	294	228	1061	680	86	7147
4	Tractors	30008	7222	34815	17585	11844	8106	109580
5	Trailers	10382	4481	25523	12938	7173	3612	64109
6	Construction Moving Equipment	1481	206	335	105	49	192	2368
7	Private Service Vehicle	419	36	33	22	3	6	519
8	Other Vehicles	33882	1871	2998	2445	1078	759	43033
	TOTAL NON TRANSPORT VEHICLES(A)	8346458	260472	1098337	470539	245413	216166	106377385
9	TRANSPORT VEHICLE							
a.	Multi Axled/Articulated Vehicle	15045	83	59	8	30	310	15535
b.	Trucks and Lorries	166985	11444	13241	8691	4985	4328	209674
	TOTAL	182030	11527	13300	8699	5015	4638	225209
10	LIGHT GOODS VEHICLES							
a.	Four Wheeler	161761	13310	19115	14935	9066	7327	225514
b.	Three Wheeler	59884	2329	13413	3038	1093	2448	82205
	TOTAL	221645	15639	32528	17973	10159	9775	307719
11	Buses	115497	4619	6151	5622	4704	2987	139580
	TOTAL	115497	4619	6151	5622	4704	2987	139580
12	TAXIES							
a.	Motor Cabs	194789	4851	10420	4231	2889	4331	221511
b.	Maxi Cabs	54031	2596	3381	1255	1079	1305	63647
c.	Others	130	0	10	1	10	2	153
	TOTAL	248950	7447	13811	5487	3978	5638	285311
13	LMV PASSENGER							
a.	Three Seater(A/R)	286878	6699	29101	9813	6070	7071	345632
14	Other Vehicles	69614	1686	5918	2121	1674	904	81917
	TOTAL	356492	8385	35019	11934	7744	7975	427549
	TOTAL TRANSPORT(B)	1124614	47617	100809	49715	31600	31013	1385368
	TOTAL (A)+(B)	9471072	308089	1199146	520254	277013	247179	12022753

The details of districtwise total vehicle registered as on 31.03.2020

30.2 MYSURU DIVISION (District wise)

SL.No	CATEGORY OF VEHICLES	MYSORE	MANDYA	MADIKERI	CHAMRAJNGR	HASSAN	TOTAL
	NON-TRANSPORT VEHICLES						
1	Two Wheelers	1049119	393415	96881	173881	420683	2133979
2	Cars	165799	41356	72754	16758	84067	380734
3	Omni Buses	513	84	573	73	291	1534
4	Tractors	18832	16596	1661	6848	19830	63767
5	Trailers	8075	9829	1322	3458	12018	34702
6	Construction Moving Equipment	90	146	9	18	119	382
7	Private Service Vehicle	318	61	26	174	58	637
8	Other Vehicles	2956	1937	876	895	2676	9340
	TOTAL NON TRANSPORT VEHICLES(A)	1245702	463424	174102	202105	539742	2625075
9	TRANSPORT VEHICLE						
a.	Multi Axled/Articulated Vehicle	572	11	0	5	5	593
b.	Trucks and Lorries	13255	10567	2219	4327	9339	39707
	TOTAL	13827	10578	2219	4332	9344	40300
10	LIGHT GOODS VEHICLES						
a.	Four Wheeler	22451	13735	6020	7445	15429	65080
b.	Three Wheeler	13826	9580	772	2650	5828	32656
	TOTAL	36277	23315	6792	10095	21257	97736
11	Buses	14488	3434	3025	2364	2234	25545
	TOTAL	14488	3434	3025	2364	2234	25545
12	TAXIES						
a.	Motor Cabs	11053	6659	1639	1297	7254	27902
b.	Maxi Cabs	4681	2471	473	1042	2950	11617
c.	Others	21	0	1	0	10	32
	TOTAL	15755	9130	2113	2339	10214	39551
13	LMV PASSENGER						
a.	Three Seater(A/R)	36766	12326	8118	3895	14157	75262
14	Other Vehicles	2798	1399	903	772	3456	9328
	TOTAL	39564	13725	9021	4667	17613	84590
	TOTAL TRANSPORT(B)	119911	60182	23170	23797	60662	287722
	TOTAL (A)+(B)	1365613	523606	197272	225902	600404	2912797

The details of districtwise total vehicle registered as on 31.03.2020

30.3 SHIVAMOGGA DIVISION (District wise)

SL.No	CATEGORY OF VEHICLES	SHIMOGA	CHITRADURGA	DAVANAGERE	C-M'LORE	MLORE	UDUPI	TOTAL
	NON-TRANSPORT VEHICLES							
1	Two Wheelers	528887	289313	451002	266952	633425	336040	2505619
2	Cars	93662	29549	52056	77104	226311	79843	558525
3	Omni Buses	197	68	130	158	358	130	1041
4	Tractors	16523	18481	29680	14571	511	403	80169
5	Trailers	12066	10055	12839	10079	195	76	45310
6	Construction Moving Equipment	95	127	114	42	187	77	642
7	Private Service Vehicle	13	4	10	14	195	7	243
8	Other Vehicles	1753	1811	1856	1494	6342	1154	14410
	TOTAL NON TRANSPORT VEHICLES(A)	653196	349408	547687	370414	867524	417730	3205959
9	TRANSPORT VEHICLE							
a.	Multi Axled/Articulated Vehicle	7	16	10	4	1902	7	1946
b.	Trucks and Lorries	11140	8483	7543	5405	24602	7607	64780
	TOTAL	11147	8499	7553	5409	26504	7614	66726
10	LIGHT GOODS VEHICLES							
a.	Four Wheeler	16320	9328	9752	12419	25682	14791	88292
b.	Three Wheeler	5009	3444	6693	3730	5844	2851	27571
	TOTAL	21329	12772	16445	16149	31526	17642	115863
11	Buses	4513	2452	2941	3379	11936	5629	30850
	TOTAL	4513	2452	2941	3379	11936	5629	30850
12	TAXIES							
a.	Motor Cabs	5009	4936	4363	3193	12367	6552	36420
b.	Maxi Cabs	1614	1943	1764	1178	3297	1754	11550
c.	Others	10	0	0	0	12	5	27
	TOTAL	6633	6879	6127	4371	15676	8311	47997
13	LMV PASSENGER							
a.	Three Seater(A/R)	14697	14794	20801	11743	47024	21871	130930
14	Other Vehicles	7625	1135	1560	3331	1521	1010	16182
	TOTAL	22322	15929	22361	15074	48545	22881	147112
	TOTAL TRANSPORT(B)	65944	46531	55427	44382	134187	62077	408548
	TOTAL (A)+(B)	719140	395939	603114	414796	1001711	479807	3614507

The details of districtwise total vehicle registered as on 31.03.2020

30.4 BELAGAVI DIVISION (Districtwise)

SL.No	CATEGORY OF VEHICLES	BELGAUM	GADAG	DHARWAD	HAVERI	BIJAPUR	BAGALKOTE	KARWAR	TOTAL
	NON-TRANSPORT VEHICLES								
1	Two Wheelers	1167730	186141	766833	397740	397071	392460	450578	3758553
2	Cars	115122	17599	131045	32338	37138	34501	57759	425502
3	Omni Buses	1968	158	595	106	298	249	170	3544
4	Tractors	60805	19183	32087	30396	32594	28961	4932	208958
5	Trailers	40213	10281	19893	9292	17773	24953	2231	124636
6	Construction Moving Equipment	277	42	280	73	149	92	81	994
7	Private Service Vehicle	21	5	4	6	3	3	7	49
8	Other Vehicles	3427	1126	3001	2261	2183	1584	2098	15680
	TOTAL NON TRANSPORT VEHICLES(A)	1389563	234535	953738	472212	487209	482803	517856	4537916
9	TRANSPORT VEHICLE								
a.	Multi Axled/Articulated Vehicle	35	13	173	2	311	111	5	650
b.	Trucks and Lorries	25412	3616	35796	4747	11614	6791	10471	98447
	TOTAL	25447	3629	35969	4749	11925	6902	10476	99097
10	LIGHT GOODS VEHICLES								
a.	Four Wheeler	33119	5972	24651	10354	12643	10666	12402	109807
b.	Three Wheeler	4509	3069	7445	5438	7252	2563	4206	34482
	TOTAL	37628	9041	32096	15792	19895	13229	16608	144289
11	Buses	12098	2379	14359	1909	3651	4766	4061	43223
	TOTAL	12098	2379	14359	1909	3651	4766	4061	43223
12	TAXIES								
a.	Motor Cabs	5450	2314	6897	3919	4325	3253	4529	30687
b.	Maxi Cabs	4011	2097	4101	2905	1917	1663	2217	18911
c.	Others	1	0	23	0	0	7	28	59
	TOTAL	9462	4411	11021	6824	6242	4923	6774	49657
13	LMV PASSENGER								
a.	Three Seater(A/R)	13873	7271	39474	14142	10465	10992	12101	108318
14	Other Vehicles	3872	671	8072	1204	2975	2105	1945	20844
	TOTAL	17745	7942	47546	15346	13440	13097	14046	129162
	TOTAL TRANSPORT(B)	102380	27402	140991	44620	55153	42917	51965	465428
	TOTAL (A)+(B)	1491943	261937	1094729	516832	542362	525720	569821	5003344

The details of districtwise total vehicle registered as on 31.03.2020

30.5 KALBURGI DIVISION (District wise)

SL.No	CATEGORY OF VEHICLES	KALBURGI	YADGIR	RAICHUR	BELLARY	KOPPAL	BIDAR	TOTAL
	NON-TRANSPORT VEHICLES							
1	Two Wheelers	407373	137552	339508	546480	246376	241675	1918964
2	Cars	41340	11263	24530	56434	21202	19741	174510
3	Omni Buses	1021	289	451	243	232	610	2846
4	Tractors	18488	14119	32123	29381	20999	9385	124495
5	Trailers	8301	5765	10345	14806	8078	5363	52658
6	Construction Moving Equipment	56	84	91	152	29	18	430
7	Private Service Vehicle	2	4	1	17	5	3	32
8	Other Vehicles	3028	1251	1057	2633	1287	482	9738
	TOTAL NON TRANSPORT VEHICLES(A)	479609	170327	408106	650146	298208	277277	2283673
9	TRANSPORT VEHICLE							
a.	Multi Axled/Articulated Vehicle	98	4	11	527	16	76	732
b.	Trucks and Lorries	18124	2446	5925	28038	4787	13279	72599
	TOTAL	18222	2450	5936	28565	4803	13355	73331
10	LIGHT GOODS VEHICLES							
a.	Four Wheeler	8727	4458	11518	16350	6550	7082	54685
b.	Three Wheeler	8416	1311	2736	3013	2585	2906	20967
	TOTAL	17143	5769	14254	19363	9135	9988	75652
11	Buses	7356	1741	2697	5989	2463	3655	23901
	TOTAL	7356	1741	2697	5989	2463	3655	23901
12	TAXIES							
a.	Motor Cabs	4059	1953	2640	4770	2575	1967	17964
b.	Maxi Cabs	2167	657	1291	2626	1147	1376	9264
c.	Others	11	0	10	0	1	12	34
	TOTAL	6237	2610	3941	7396	3723	3355	27262
13	LMV PASSENGER							
a.	Three Seater(A/R)	18801	11183	7900	14884	2735	8312	63815
14	Other Vehicles	5868	628	933	5827	2550	773	16579
	TOTAL	24669	11811	8833	20711	5285	9085	80394
	TOTAL TRANSPORT(B)	73627	24381	35661	82024	25409	39438	280540
	TOTAL (A)+(B)	553236	194708	443767	732170	323617	316715	2564213

30.6. Division wise vehicle registered and kept for use in Karnataka State as on 31.03.2020

SL.No	CATEGORY OF VEHICLES	BENGALURU DIVISION	BENGALURU RURAL DVN.	MYSORE DIVISION	SHIMOGA DIVISION	BELGAUM DIVISION	KALBURGI DIVISION	TOTAL IN KARNATAKA
	NON-TRANSPORT VEHICLES							
1	Two Wheelers	6298433	1894734	2133979	2505619	3758553	1918964	18510282
2	Cars	1967055	250407	380734	558525	425502	174510	3756733
3	Omni Buses	4798	2349	1534	1041	3544	2846	16112
4	Tractors	30008	79572	63767	80169	208958	124495	586969
5	Trailers	10382	53727	34702	45310	124636	52658	321415
6	Construction Moving Equipment	1481	887	382	642	994	430	4816
7	Private Service Vehicle	419	100	637	243	49	32	1480
8	Other Vehicles	33882	9151	9340	14410	15680	9738	92201
	TOTAL NON TRANSPORT VEHICLES(A)	8346458	2290927	2625075	3205959	4537916	2283673	23290008
9	TRANSPORT VEHICLE							
a.	Multi Axled/Articulated Vehicle	15045	490	593	1946	650	732	19456
b.	Trucks and Lorries	166985	42689	39707	64780	98447	72599	485207
	TOTAL	182030	43179	40300	66726	99097	73331	504663
10	LIGHT GOODS VEHICLES							
a.	Four Wheeler	161761	63753	65080	88292	109807	54685	543378
b.	Three Wheeler	59884	22321	32656	27571	34482	20967	197881
	TOTAL	221645	86074	97736	115863	144289	75652	741259
11	Buses	115497	24083	25545	30850	43223	23901	263099
	TOTAL	115497	24083	25545	30850	43223	23901	263099
12	TAXIES							
a.	Motor Cabs	194789	26722	27902	36420	30687	17964	334484
b.	Maxi Cabs	54031	9616	11617	11550	18911	9264	114989
c.	Others	130	23	32	27	59	34	305
	TOTAL	248950	36361	39551	47997	49657	27262	449778
13	LMV PASSENGER							
a.	Three Seater(A/R)	286878	58754	75262	130930	108318	63815	723957
14	Other Vehicles	69614	12303	9328	16182	20844	16579	144850
	TOTAL	356492	71057	84590	147112	129162	80394	868807
	TOTAL TRANSPORT(B)	1124614	260754	287722	408548	465428	280540	2827606
	TOTAL (A)+(B)	9471072	2551681	2912797	3614507	5003344	2564213	26117614

31. The details of monthwise newly registered vehicles during the year 2019-20 in Karnataka

SL. No	CATEGORY OF VEHICLES	APRIL-2019	MAY-2019	JUNE-2019	JULY-2019	AUG-2019	SEP-2019	OCT-2019	NOV-2019	DEC-2019	JAN-2020	FEB-2020	MAR-2020
	NON-TRANSPORT VEHICLES												
1	Two Wheelers	89733	105879	100068	93498	91713	83535	102483	113694	76232	98180	93674	112282
2	Cars	14314	15345	14401	11762	13910	11883	17811	17831	11584	22811	14505	14272
3	Omni Buses	30	82	64	63	48	36	37	41	24	35	48	63
4	Tractors	2475	2860	3048	3072	2382	2360	2344	3203	2849	3673	3991	3582
5	Trailers	966	1031	1039	1114	903	885	1085	1085	852	975	1309	1306
6	Construction Moving Equipment	179	144	162	175	145	131	131	165	152	278	276	438
7	Private Service Vehicle	44	49	32	26	44	35	55	54	53	111	67	51
8	Other Vehicles	466	386	446	546	523	458	485	468	404	606	804	1910
	TOTAL NON TRANSPORT VEHICLES(A)	108207	125776	119260	110256	109668	99323	124431	136541	92150	126669	114674	133904
9	TRANSPORT VEHICLE												
a.	Multi Axled/Articulated Vehicle	43	25	24	18	11	17	43	26	33	14	62	138
b.	Trucks and Lorries	1690	1453	1306	1380	1129	968	1001	1176	939	1490	1417	2177
	TOTAL	1733	1478	1330	1398	1140	985	1044	1202	972	1504	1479	2315
10	LIGHT GOODS VEHICLES												
a.	Four Wheeler	2940	2880	2766	2975	2914	2983	3198	3675	2565	3925	3966	5692
b.	Three Wheeler	708	727	694	759	794	776	648	888	626	814	919	1305
	TOTAL	3648	3607	3460	3734	3708	3759	3846	4563	3191	4739	4885	6997
11	Buses	595	720	1170	933	481	328	308	310	317	581	785	1925
	TOTAL	595	720	1170	933	481	328	308	310	317	581	785	1925
12	TAXIES												
a.	Motor Cabs	1391	1539	1496	1736	1668	2011	1822	1955	1374	2328	1851	1401
b.	Maxi Cabs	407	353	324	256	344	264	257	316	253	425	322	331
c.	Others	37	10	20	26	21	40	15	23	22	22	21	21
	TOTAL	1835	1902	1840	2018	2033	2315	2094	2294	1649	2775	2194	1753
13	LMV PASSENGER												
a.	Three Seater(A/R)	2788	3204	3116	3939	3521	3314	3503	3889	2814	3682	3887	3975
14	Other Vehicles	5185	1771	3431	4648	7729	2351	3662	1107	901	1184	547	748
	TOTAL	7973	4975	6547	8587	11250	5665	7165	4996	3715	4866	4434	4723
	TOTAL TRANSPORT(B)	15784	12682	14347	16666	18608	13052	14457	13365	9844	14465	13777	17713
	TOTAL (A)+(B)	123991	138458	133607	126926	128280	112375	138888	1499906	101994	141134	128451	151617

32. The details of monthwise newly registered vehicle during the year 2019-20 in Bangalore

SL. No	CATEGORY OF VEHICLES	APRIL-2019	MAY-2019	JUNE-2019	JULY-2019	AUG-2019	SEP-2019	OCT-2019	NOV-2019	DEC-2019	JAN-2020	FEB-2020	MAR-2020
	NON-TRANSPORT VEHICLES												
1	Two Wheelers	33687	36654	37233	36046	39413	29985	42183	33398	20512	36004	33394	30291
2	Cars	8149	8433	8173	6135	8654	6357	11240	9280	6841	13294	7598	6889
3	Omni Buses	0	6	6	4	4	2	1	2	2	1	1	3
4	Tractors	93	80	118	167	120	166	168	144	182	159	216	155
5	Trailers	41	57	65	93	62	64	100	95	92	85	131	59
6	Construction Moving Equipment	61	54	51	51	45	32	40	41	40	88	68	88
7	Private Service Vehicle	36	43	23	16	32	24	34	25	13	3	1	2
8	Other Vehicles	212	66	101	189	218	170	125	154	97	175	297	514
	TOTAL NON TRANSPORT VEHICLES(A)	42279	45393	45770	42701	48548	36800	5391	43139	27779	49809	41706	38001
9	TRANSPORT VEHICLE												
a.	Multi Axled/Articulated Vehicle	31	16	10	11	7	11	13	11	25	7	47	106
b.	Trucks and Lorries	597	463	442	510	463	337	356	376	372	510	509	973
	TOTAL	628	479	452	521	470	348	369	387	397	517	556	1079
10	LIGHT GOODS VEHICLES												
a.	Four Wheeler	813	761	746	909	883	816	897	934	752	1026	974	1400
b.	Three Wheeler	244	249	240	268	329	360	235	358	235	244	306	482
	TOTAL	1057	1010	986	1177	1212	1176	1132	1292	987	1270	1280	1882
11	Buses	335	454	633	260	126	117	112	139	142	255	328	1046
	TOTAL	335	454	633	260	126	117	112	139	142	255	328	1046
12	TAXIES												
a.	Motor Cabs	814	989	899	882	1045	1281	1084	1045	762	1351	1041	760
b.	Maxi Cabs	326	248	246	153	255	169	172	212	164	294	214	199
c.	Others	12	6	4	10	10	26	5	6	6	8	8	11
	TOTAL	1152	1243	1149	1045	1310	1476	1261	1263	932	1653	1263	970
13	LMV PASSENGER												
a.	Three Seater(A/R)	1335	1424	1363	1763	1513	1463	1514	1443	1033	1351	1577	1340
14	Other Vehicles	5035	1637	3249	4403	7536	2211	3487	884	698	960	288	272
	TOTAL	6370	3061	4612	6166	9049	3674	5001	2327	1731	2311	1865	1612
	TOTAL TRANSPORT(B)	9542	6247	7832	9169	12167	6791	7875	5408	4189	6006	5292	6589
	TOTAL (A)+(B)	51821	51640	53602	51870	60715	43591	61766	48547	31968	55815	46998	44590

33. The details of districtwise total vehicle registered and kept for use in Karnataka as on 2011-12 to 2019-20

SL.NO	NAME OF THE DISTRICT	31-03-2012	31-03-2013	31-03-2014	31-03-2015	31-03-2016	31-03-2017	31-03-2018	31-03-2019	31-03-2020
1	B'LORE(U)	4932241	5415303	5899710	6440172	7014682	7628108	8216198	8867933	9470767
2	B'LORE (R)	143590	162867	182973	204922	227209	248969	268274	288533	307324
3	TUMKUR	678797	748546	816161	879030	945223	1008932	1072116	1140468	1199093
4	KOLAR	263629	293103	325851	357760	387977	421751	455117	487484	521707
5	C.B. PURA	130051	147709	165920	185589	204305	224597	244857	261969	276989
6	RAM NAGAR	108205	124226	140445	158399	175273	192358	209725	229728	247189
7	MYSORE	760360	825874	895049	972813	1050158	1126956	1207429	1291150	1365634
8	MANDYA	271293	299360	327247	358545	391136	423403	455482	490632	523605
9	MADIKERI	110494	121462	132110	142850	155517	166936	178351	188064	197256
10	CHAMRAJNGR	108828	120893	132810	146507	160901	175980	192563	209714	225894
11	HASSAN	307960	340648	375890	415255	455775	494063	521664	566072	600427
12	SHIMOGA	383422	422054	460238	503022	548506	593380	637866	680861	719100
13	CHITRADURGA	183881	203653	229360	254913	284783	310289	335585	366125	395922
14	DAVANAGERE	295619	329050	366579	407887	450207	489874	527266	567664	603108
15	C-M'LORE	223632	245710	268191	292770	321196	347065	370791	393696	414829
16	MLORE	524810	579942	633261	692574	754985	817000	877863	944584	1001695
17	UDUPI	231685	262442	291357	324642	358143	390723	423057	453664	479785
18	BELGAUM	767061	860077	946035	1039081	1135011	1230162	1318207	1407185	1491811
19	GADAG	131001	144887	158878	175404	192966	210215	226751	244024	261939
20	DHARWAD	671972	725406	780893	842543	907331	966647	1009024	1053817	1094664
21	HAVERI	238145	270653	304697	340934	377958	418230	455412	486677	516802
22	BIJAPUR	241467	272366	306448	346251	382916	419211	458121	501377	542358
23	BAGALKOTE	256828	290180	321769	356096	391458	424647	456164	491394	525663
24	KARWAR	304195	336259	368177	402655	437179	472831	507662	541125	569735
25	KALBURGI	283601	314787	347284	382428	414559	447688	482121	518397	553249
26	YADGIR	74618	85863	99625	115802	129462	143411	160692	177693	194699
27	RAICHUR	194774	219087	249996	284291	314656	344759	378901	412785	443796
28	BELLARY	398988	434818	472368	513386	555171	597790	638417	685150	732195
29	KOPPAL	152171	169096	187965	209797	231512	253454	275491	299782	323684
30	BIDAR	154895	172195	191185	212041	231469	250830	270733	293678	316695
	TOTAL	13528213	14938516	16378472	17958359	19587624	21240259	22831900	24541987	26117614

**34. DISTRICTWISE AND CATEGORY WISE TOTAL VEHICLES REGISTERED AND KEPT FOR USE IN KARNATAKA STATE FOR THE
LAST NINE YEARS - BANGALORE URBAN (BANGALORE METROPOLITAN CITY)**

SL NO	CATEGORY OF VEHICLE	31-03-2012	31-03-2013	31-03-2014	31-03-2015	31-03-2016	31-03-2017	31-03-2018	31-03-2019	31-03-2020
	NON TRANSPORT VEHICLE									
1	Two Wheelers	3109069	3440973	3788011	4179466	4584405	5017702	5435687	5889518	6298589
2	Cars	1122495	1222466	1316992	1420092	1526483	1640954	1755715	1865918	1966974
3	Omni Buses	4383	4487	4546	4615	4677	4720	4749	4769	4800
4	Tractors	22165	22927	23713	24448	25151	26003	26986	28239	29997
5	Trailers	6310	6844	7389	7844	8319	8783	9398	10171	11109
6	Construction Moving Equipment	353	387	433	461	488	538	625	821	1477
7	Private Service Vehicle	33	33	35	39	40	41	41	167	417
8	Other Vehicles	17959	19807	21509	22628	24205	26255	28951	30831	33148
	TOTAL NON TRANSPORTVEHICLES(A)	4282767	4717924	5162628	5659593	6173768	6724996	7262152	7830433	8346482
9	TRANSPORT VEHICLE									
a.	Multi Axled/Articulated Vehicle	8860	9217	9353	9758	10703	12205	14169	14750	15044
b.	Trucks and Lorries	124886	130238	134699	139082	144006	149269	153733	161077	166982
	TOTAL	133746	139455	144052	148840	154709	161474	167902	175827	182026
10	LIGHT GOODS VEHICLES									
a.	Four Wheeler	90004	99622	107853	115738	123866	131168	139523	150848	161752
b.	Three Wheeler	40438	42246	43725	45391	47575	50152	52673	56332	59880
	TOTAL	130442	141868	151578	161129	171441	181320	192196	207180	221632
11	BUSES									
a.	Bus	84019	87233	90756	94007	97462	100896	104469	111542	115489
	TOTAL	84019	87233	90756	94007	97462	100896	104469	111542	115489
12	TAXIES									
a.	Motor Cabs	77343	85724	93703	105003	129052	155801	169013	182834	194780
b.	Maxi Cabs	34020	36225	38067	40324	43695	46650	48831	51378	54029
c.	Others	0	0	0	10	12	17	18	18	36
	TOTAL	111363	121949	131770	145337	172759	202468	217862	234230	248845
13	LMV PASSANGER									
a.	Three Seater(A/R)	175383	191697	203193	214938	227449	237975	250082	269756	286871
14	Other Vehicles	14521	15177	15733	16328	17094	18979	21535	38964	69393
	TOTAL	189904	206874	218926	231266	244543	256954	271617	308720	356264
	TOTAL TRANSPORT(B)	649474	697379	737082	780579	840914	903112	954046	1037499	1124256
	TOTAL (A)+(B)	4932241	5415303	5899710	6440172	7014682	7628108	8216198	8867933	9470767

BANGALORE RURAL

SL NO	CATEGORY OF VEHICLE	31-03-2012	31-03-2013	31-03-2014	31-03-2015	31-03-2016	31-03-2017	31-03-2018	31-03-2019	31-03-2020
	NON TRANSPORT VEHICLE									
1	Two Wheelers	84153	97902	112986	129721	146628	163398	177919	192105	204889
2	Cars	24963	26933	28817	30868	32820	34850	36852	38915	41475
3	Omni Buses	234	241	245	253	266	275	279	285	294
4	Tractors	4208	4597	5022	5506	5862	6172	6476	6838	7225
5	Trailers	2611	2900	3175	3464	3678	3874	4052	4268	4485
6	Construction Moving Equipment	11	13	17	18	20	25	27	85	207
7	Private Service Vehicle	14	14	14	14	15	15	15	17	35
8	Other Vehicles	818	919	981	1046	1147	1344	1600	1749	1868
	TOTAL NON TRANSPORTVEHICLELES(A)	117012	133519	151257	170890	190436	209953	227220	244262	260478
9	TRANSPORT VEHICLE									
a.	Multi Axled/Articulated Vehicle	66	68	71	76	79	81	81	83	83
b.	Trucks and Lorries	6446	7091	7567	8027	8576	8999	9477	10531	11445
	TOTAL	6512	7159	7638	8103	8655	9080	9558	10614	11528
10	LIGHT GOODS VEHICLES									
a.	Four Wheeler	6985	7793	8541	9213	9852	10456	11080	12120	13309
b.	Three Wheeler	716	819	929	1030	1211	1441	1683	2022	2327
	TOTAL	7701	8612	9470	10243	11063	11897	12763	14142	15636
11	BUSES									
a.	Bus	3016	3244	3459	3693	3959	4154	4290	4440	4618
	TOTAL	3016	3244	3459	3693	3959	4154	4290	4440	4618
12	TAXIES									
a.	Motor Cabs	2469	2733	2969	3217	3763	4118	4326	4505	4850
b.	Maxi Cabs	1978	2128	2237	2322	2434	2483	2523	2560	2594
c.	Others	0	0	0	0	0	0	0	0	0
	TOTAL	4447	4861	5206	5539	6197	6601	6849	7065	7444
13	LMV PASSANGER									
a.	Three Seater(A/R)	3848	4289	4658	5075	5421	5731	5966	6326	6720
14	Other Vehicles	1054	1183	1285	1379	1478	1553	1628	1684	900
	TOTAL	4902	5472	5943	6454	6899	7284	7594	8010	7620
	TOTAL TRANSPORT(B)	26578	29348	31716	34032	36773	39016	41054	44271	46846
	TOTAL (A)+(B)	143590	162867	182973	204922	227209	248969	268274	288533	307324

TUMKUR

SL NO	CATEGORY OF VEHICLE	31-03-2012	31-03-2013	31-03-2014	31-03-2015	31-03-2016	31-03-2017	31-03-2018	31-03-2019	31-03-2020
	NON TRANSPORT VEHICLE									
1	Two Wheelers	522269	578525	633453	683640	735479	785206	834958	888108	933093
2	Cars	67455	72753	77164	81098	84972	89071	93193	97404	101279
3	Omni Buses	179	188	197	203	216	221	225	227	227
4	Tractors	15554	17031	18875	21169	23973	26601	29088	32162	34816
5	Trailers	12325	13376	14686	16368	18434	20301	21922	23860	25533
6	Construction Moving Equipment	19	24	26	29	35	40	56	164	336
7	Private Service Vehicle	9	9	10	10	10	10	10	12	32
8	Other Vehicles	804	894	1045	1227	1471	1819	2293	2732	2985
	TOTAL NON TRANSPORTVEHICLELES(A)	618614	682800	745456	803744	864590	923269	981745	1044669	1098301
9	TRANSPORT VEHICLE									
a.	Multi Axled/Articulated Vehicle	25	30	30	40	54	56	59	59	59
b.	Trucks and Lorries	9918	10460	10800	11183	11569	11938	12247	12773	13240
	TOTAL	9943	10490	10830	11223	11623	11994	12306	12832	13299
10	LIGHT GOODS VEHICLES									
a.	Four Wheeler	8831	10222	11533	12700	13813	14824	16119	17652	19115
b.	Three Wheeler	7553	8461	9306	9983	10634	11253	11982	12806	13413
	TOTAL	16384	18683	20839	22683	24447	26077	28101	30458	32528
11	BUSES									
a.	Bus	4402	4671	4903	5135	5290	5517	5744	5910	6150
	TOTAL	4402	4671	4903	5135	5290	5517	5744	5910	6150
12	TAXIES									
a.	Motor Cabs	4755	5319	5823	6342	7648	8730	9339	10031	10420
b.	Maxi Cabs	2242	2462	2622	2815	2983	3120	3219	3291	3380
c.	Others	0	0	0	0	0	0	0	0	0
	TOTAL	6997	7781	8445	9157	10631	11850	12558	13322	13800
13	LMV PASSANGER									
a.	Three Seater(A/R)	18536	19708	20912	22065	23431	24833	26117	27574	29100
14	Other Vehicles	3921	4413	4776	5023	5211	5392	5545	5703	5915
	TOTAL	22457	24121	25688	27088	28642	30225	31662	33277	35015
	TOTAL TRANSPORT(B)	60183	65746	70705	75286	80633	85663	90371	95799	100792
	TOTAL (A)+(B)	678797	748546	816161	879030	945223	1008932	1072116	1140468	1199093

KOLAR

SL NO	CATEGORY OF VEHICLE	31-03-2012	31-03-2013	31-03-2014	31-03-2015	31-03-2016	31-03-2017	31-03-2018	31-03-2019	31-03-2020
	NON TRANSPORT VEHICLE									
1	Two Wheelers	176593	198682	224198	249788	274046	301823	329043	355476	382417
2	Cars	38383	40866	43001	45130	46936	48670	50549	52296	54023
3	Omni Buses	883	932	961	1016	1049	1062	1067	1071	1071
4	Tractors	9747	10763	12013	12841	13659	14593	15692	16648	17580
5	Trailers	7765	8575	9594	10198	10803	11418	12095	12574	13055
6	Construction Moving Equipment	7	7	7	7	8	13	15	45	105
7	Private Service Vehicle	5	5	5	5	5	6	6	9	20
8	Other Vehicles	1362	1424	1489	1555	1661	1764	1906	2182	2326
	TOTAL NON TRANSPORTVEHICLELES(A)	234745	261254	291268	320540	348167	379349	410373	440301	470597
9	TRANSPORT VEHICLE									
a.	Multi Axled/Articulated Vehicle	2	2	2	5	6	6	6	8	8
b.	Trucks and Lorries	5618	6092	6478	6795	7215	7650	7954	8319	8700
	TOTAL	5620	6094	6480	6800	7221	7656	7960	8327	8708
10	LIGHT GOODS VEHICLES									
a.	Four Wheeler	8071	9031	9939	10756	11464	12124	12902	13916	14933
b.	Three Wheeler	1744	1911	2063	2242	2396	2574	2759	2891	3038
	TOTAL	9815	10942	12002	12998	13860	14698	15661	16807	17971
11	BUSES									
a.	Bus	4023	4264	4474	4663	4801	5026	5296	5421	5615
	TOTAL	4023	4264	4474	4663	4801	5026	5296	5421	5615
12	TAXIES									
a.	Motor Cabs	1176	1505	1793	2150	2757	3278	3572	3883	4230
b.	Maxi Cabs	707	806	951	1060	1138	1179	1209	1240	1254
c.	Others	1	1	1	1	1	1	1	1	1
	TOTAL	1884	2312	2745	3211	3896	4458	4782	5124	5485
13	LMV PASSANGER									
a.	Three Seater(A/R)	6290	6919	7471	8042	8432	8820	9138	9486	9809
14	Other Vehicles	1252	1318	1411	1506	1600	1744	1907	2018	2124
	TOTAL	7542	8237	8882	9548	10032	10564	11045	11504	11933
	TOTAL TRANSPORT(B)	28884	31849	34583	37220	39810	42402	44744	47183	49712
	TOTAL (A)+(B)	263629	293103	325851	357760	387977	421751	455117	487484	520309

CHIKKABALLAPUR

SL NO	CATEGORY OF VEHICLE	31-03-2012	31-03-2013	31-03-2014	31-03-2015	31-03-2016	31-03-2017	31-03-2018	31-03-2019	31-03-2020
	NON TRANSPORT VEHICLE									
1	Two Wheelers	82580	95660	109562	125221	139908	156047	172478	185845	197808
2	Cars	18860	19990	21156	22292	23236	24099	25081	25967	26768
3	Omni Buses	441	459	476	493	512	526	534	674	679
4	Tractors	6203	7045	7870	8569	9312	10072	10858	11434	11846
5	Trailers	3896	4487	5083	5556	5973	6417	6742	7002	7175
6	Construction Moving Equipment	1	1	1	1	1	1	2	13	47
7	Private Service Vehicle	0	0	0	0	0	0	0	0	1
8	Other Vehicles	293	351	397	444	528	695	846	966	1076
	TOTAL NON TRANSPORTVEHICLELES(A)	112274	127993	144545	162576	179470	197857	216541	231901	245400
9	TRANSPORT VEHICLE									
a.	Multi Axled/Articulated Vehicle	7	8	8	8	9	9	10	29	29
b.	Trucks and Lorries	3328	3561	3785	3953	4248	4457	4569	4825	4985
	TOTAL	3335	3569	3793	3961	4257	4466	4579	4854	5014
10	LIGHT GOODS VEHICLES									
a.	Four Wheeler	5073	5646	6157	6636	7087	7500	7974	8512	9066
b.	Three Wheeler	472	528	587	661	710	780	847	963	1095
	TOTAL	5545	6174	6744	7297	7797	8280	8821	9475	10161
11	BUSES									
a.	Bus	2876	3080	3248	3465	3720	4075	4483	4612	4704
	TOTAL	2876	3080	3248	3465	3720	4075	4483	4612	4704
12	TAXIES									
a.	Motor Cabs	952	1169	1314	1489	1850	2175	2370	2681	2889
b.	Maxi Cabs	713	782	868	952	995	1017	1040	1067	1079
c.	Others	0	0	0	0	0	0	0	0	0
	TOTAL	1665	1951	2182	2441	2845	3192	3410	3748	3968
13	LMV PASSANGER									
a.	Three Seater(A/R)	3434	3930	4329	4677	4934	5340	5590	5843	6069
14	Other Vehicles	922	1012	1079	1172	1282	1387	1433	1536	1673
	TOTAL	4356	4942	5408	5849	6216	6727	7023	7379	7742
	TOTAL TRANSPORT(B)	17777	19716	21375	23013	24835	26740	28316	30068	31589
	TOTAL (A)+(B)	130051	147709	165920	185589	204305	224597	244857	261969	276989

RAMNAGAR

SL NO	CATEGORY OF VEHICLE	31-03-2012	31-03-2013	31-03-2014	31-03-2015	31-03-2016	31-03-2017	31-03-2018	31-03-2019	31-03-2020
	NON TRANSPORT VEHICLE									
1	Two Wheelers	68332	80273	92878	107115	120027	133170	146745	163000	176580
2	Cars	16574	17759	18927	20211	21341	22598	24044	25419	26844
3	Omni Buses	81	82	82	82	82	83	85	86	86
4	Tractors	4844	5307	5687	6079	6496	6946	7436	7787	8105
5	Trailers	1554	1770	2030	2358	2637	2942	3241	3438	3613
6	Construction Moving Equipment	2	3	5	6	9	11	21	83	193
7	Private Service Vehicle	3	3	3	3	4	4	4	4	5
8	Other Vehicles	251	284	310	339	397	476	551	687	758
	TOTAL NON TRANSPORTVEHICLELES(A)	91641	105481	119922	136193	150993	166230	182127	200504	216184
9	TRANSPORT VEHICLE									
a.	Multi Axled/Articulated Vehicle	171	198	198	199	218	273	284	294	310
b.	Trucks and Lorries	2634	2918	3117	3325	3569	3721	3849	4042	4326
	TOTAL	2805	3116	3315	3524	3787	3994	4133	4336	4636
10	LIGHT GOODS VEHICLES									
a.	Four Wheeler	3566	4234	4693	5157	5585	5955	6334	6820	7329
b.	Three Wheeler	1115	1192	1321	1493	1661	1829	1959	2160	2449
	TOTAL	4681	5426	6014	6650	7246	7784	8293	8980	9778
11	BUSES									
a.	Bus	1781	1998	2169	2274	2421	2533	2790	2880	2987
	TOTAL	1781	1998	2169	2274	2421	2533	2790	2880	2987
12	TAXIES									
a.	Motor Cabs	1543	1780	2049	2301	2918	3512	3848	4109	4330
b.	Maxi Cabs	909	1017	1121	1178	1235	1262	1282	1296	1304
c.	Others	0	1	1	1	1	1	1	1	1
	TOTAL	2452	2798	3171	3480	4154	4775	5131	5406	5635
13	LMV PASSANGER									
a.	Three Seater(A/R)	4432	4925	5313	5667	5989	6257	6386	6735	7067
14	Other Vehicles	413	482	541	611	683	785	865	887	902
	TOTAL	4845	5407	5854	6278	6672	7042	7251	7622	7969
	TOTAL TRANSPORT(B)	16564	18745	20523	22206	24280	26128	27598	29224	31005
	TOTAL (A)+(B)	108205	124226	140445	158399	175273	192358	209725	229728	247189

MYSURU

SL NO	CATEGORY OF VEHICLE	31-03-2012	31-03-2013	31-03-2014	31-03-2015	31-03-2016	31-03-2017	31-03-2018	31-03-2019	31-03-2020
	NON TRANSPORT VEHICLE									
1	Two Wheelers	562617	613365	669311	732970	795843	857665	922125	989496	1049174
2	Cars	104916	112858	119855	127318	134765	142619	150800	158666	165799
3	Omni Buses	414	429	456	470	483	494	508	509	513
4	Tractors	8975	9782	10652	11590	12680	13941	15608	17210	18828
5	Trailers	4753	5215	5678	6187	6704	7229	7733	7981	8084
6	Construction Moving Equipment	8	9	11	13	15	16	17	45	90
7	Private Service Vehicle	155	163	166	175	181	191	200	204	319
8	Other Vehicles	1266	1372	1452	1688	1988	2191	2419	2795	2946
	TOTAL NON TRANSPORTVEHICLELES(A)	683104	743193	807581	880411	952659	1024346	1099410	1176906	1245753
9	TRANSPORT VEHICLE									
a.	Multi Axled/Articulated Vehicle	560	560	567	570	570	571	571	571	572
b.	Trucks and Lorries	10221	10734	11103	11495	11890	12232	12482	12914	13255
	TOTAL	10781	11294	11670	12065	12460	12803	13053	13485	13827
10	LIGHT GOODS VEHICLES									
a.	Four Wheeler	7910	9753	11331	13105	14916	16312	18246	20399	22451
b.	Three Wheeler	10248	10966	11491	12015	12487	12869	13222	13587	13828
	TOTAL	18158	20719	22822	25120	27403	29181	31468	33986	36279
11	BUSES									
a.	Bus	10479	10906	11497	12009	12533	13242	13945	14247	14488
	TOTAL	10479	10906	11497	12009	12533	13242	13945	14247	14488
12	TAXIES									
a.	Motor Cabs	5639	6204	6717	7375	8201	9131	9759	10384	11052
b.	Maxi Cabs	2912	3360	3738	4026	4230	4389	4484	4583	4679
c.	Others	0	0	0	0	0	0	0	0	0
	TOTAL	8551	9564	10455	11401	12431	13520	14243	14967	15731
13	LMV PASSANGER									
a.	Three Seater(A/R)	27358	28188	28915	29605	30359	31432	32726	34866	36766
14	Other Vehicles	1929	2010	2109	2202	2313	2432	2584	2693	2790
	TOTAL	29287	30198	31024	31807	32672	33864	35310	37559	39556
	TOTAL TRANSPORT(B)	77256	82681	87468	92402	97499	102610	108019	114244	119881
	TOTAL (A)+(B)	760360	825874	895049	972813	1050158	1126956	1207429	1291150	1365634

MANDYA

SL NO	CATEGORY OF VEHICLE	31-03-2012	31-03-2013	31-03-2014	31-03-2015	31-03-2016	31-03-2017	31-03-2018	31-03-2019	31-03-2020
	NON TRANSPORT VEHICLE									
1	Two Wheelers	189288	211094	233544	259227	285334	311251	337814	366611	393419
2	Cars	28438	30173	31648	33191	34643	36251	37885	39663	41355
3	Omni Buses	69	71	72	73	76	78	81	84	84
4	Tractors	9625	10307	10979	11713	12637	13565	14479	15549	16598
5	Trailers	7044	7483	7942	8432	9046	9624	10014	10233	10356
6	Construction Moving Equipment	9	9	12	13	14	15	15	63	147
7	Private Service Vehicle	22	23	24	24	24	26	27	27	60
8	Other Vehicles	323	395	472	519	654	755	939	1191	1410
	TOTAL NON TRANSPORTVEHICLELES(A)	234818	259555	284693	313192	342428	371565	401254	433421	463429
9	TRANSPORT VEHICLE									
a.	Multi Axled/Articulated Vehicle	2	2	2	3	5	5	10	10	10
b.	Trucks and Lorries	8271	8646	8933	9175	9429	9688	9857	10179	10567
	TOTAL	8273	8648	8935	9178	9434	9693	9867	10189	10577
10	LIGHT GOODS VEHICLES									
a.	Four Wheeler	4978	6146	7067	8064	9200	10050	11024	12383	13732
b.	Three Wheeler	6756	7205	7572	8013	8382	8701	8992	9351	9582
	TOTAL	11734	13351	14639	16077	17582	18751	20016	21734	23314
11	BUSES									
a.	Bus	2326	2437	2599	2734	2849	3014	3178	3298	3434
	TOTAL	2326	2437	2599	2734	2849	3014	3178	3298	3434
12	TAXIES									
a.	Motor Cabs	2133	2539	2919	3350	4355	5439	5882	6276	6658
b.	Maxi Cabs	1660	1883	2061	2171	2284	2344	2388	2435	2470
c.	Others	0	0	0	0	0	0	0	0	0
	TOTAL	3793	4422	4980	5521	6639	7783	8270	8711	9128
13	LMV PASSANGER									
a.	Three Seater(A/R)	9598	10113	10506	10880	11162	11455	11667	11974	12321
14	Other Vehicles	751	834	895	963	1042	1142	1230	1305	1402
	TOTAL	10349	10947	11401	11843	12204	12597	12897	13279	13723
	TOTAL TRANSPORT(B)	36475	39805	42554	45353	48708	51838	54228	57211	60176
	TOTAL (A)+(B)	271293	299360	327247	358545	391136	423403	455482	490632	523605

MADIKERI

SL NO	CATEGORY OF VEHICLE	31-03-2012	31-03-2013	31-03-2014	31-03-2015	31-03-2016	31-03-2017	31-03-2018	31-03-2019	31-03-2020
	NON TRANSPORT VEHICLE									
1	Two Wheelers	46451	51700	57688	64108	71848	78569	85229	90881	96877
2	Cars	51794	54665	57029	59314	62399	65421	68455	70892	72747
3	Omni Buses	375	387	391	406	418	425	431	532	573
4	Tractors	866	941	1049	1121	1226	1349	1462	1564	1661
5	Trailers	1059	1160	1318	1415	1517	1621	1696	1722	1745
6	Construction Moving Equipment	1	1	1	1	2	2	2	2	8
7	Private Service Vehicle	7	7	7	7	7	7	7	9	26
8	Other Vehicles	175	206	215	222	277	303	338	429	453
	TOTAL NON TRANSPORTVEHICLELES(A)	100728	109067	117698	126594	137694	147697	157620	166031	174090
9	TRANSPORT VEHICLE									
a.	Multi Axled/Articulated Vehicle	0	0	0	0	0	0	0	0	0
b.	Trucks and Lorries	1205	1378	1533	1650	1768	1899	1999	2102	2219
	TOTAL	1205	1378	1533	1650	1768	1899	1999	2102	2219
10	LIGHT GOODS VEHICLES									
a.	Four Wheeler	2388	3117	3576	3991	4426	4855	5304	5705	6019
b.	Three Wheeler	436	500	542	589	636	672	720	749	772
	TOTAL	2824	3617	4118	4580	5062	5527	6024	6454	6791
11	BUSES									
a.	Bus	1814	2144	2454	2753	2836	2891	2935	2981	3025
	TOTAL	1814	2144	2454	2753	2836	2891	2935	2981	3025
12	TAXIES									
a.	Motor Cabs	609	773	912	1014	1145	1286	1439	1554	1639
b.	Maxi Cabs	286	325	357	378	406	427	440	455	473
c.	Others	0	0	0	1	1	1	1	1	1
	TOTAL	895	1098	1269	1393	1552	1714	1880	2010	2113
13	LMV PASSANGER									
a.	Three Seater(A/R)	2701	3777	4485	5224	5861	6412	7067	7642	8118
14	Other Vehicles	327	381	553	656	744	796	826	844	900
	TOTAL	3028	4158	5038	5880	6605	7208	7893	8486	9018
	TOTAL TRANSPORT(B)	9766	12395	14412	16256	17823	19239	20731	22033	23166
	TOTAL (A)+(B)	110494	121462	132110	142850	155517	166936	178351	188064	197256

CHAMRAJNAGAR

SL NO	CATEGORY OF VEHICLE	31-03-2012	31-03-2013	31-03-2014	31-03-2015	31-03-2016	31-03-2017	31-03-2018	31-03-2019	31-03-2020
	NON TRANSPORT VEHICLE									
1	Two Wheelers	75782	85143	94870	106410	118647	131419	145517	160128	173880
2	Cars	12138	12857	13440	14027	14566	15142	15737	16304	16757
3	Omni Buses	59	65	66	69	71	72	72	73	73
4	Tractors	3987	4249	4499	4694	4984	5313	5747	6290	6848
5	Trailers	2748	2881	2981	3050	3144	3233	3346	3405	3458
6	Construction Moving Equipment	9	9	9	9	9	9	9	10	17
7	Private Service Vehicle	136	140	143	147	149	151	152	157	174
8	Other Vehicles	332	386	434	488	534	631	698	825	895
	TOTAL NON TRANSPORTVEHICLELES(A)	95191	105730	116442	128894	142104	155970	171278	187192	202102
9	TRANSPORT VEHICLE									
a.	Multi Axled/Articulated Vehicle	0	0	3	4	4	5	5	5	5
b.	Trucks and Lorries	3508	3614	3684	3770	3848	3947	4075	4230	4327
	TOTAL	3508	3614	3687	3774	3852	3952	4080	4235	4332
10	LIGHT GOODS VEHICLES									
a.	Four Wheeler	3103	3593	4047	4560	5099	5580	6189	6814	7444
b.	Three Wheeler	1424	1673	1868	2032	2195	2325	2467	2567	2650
	TOTAL	4527	5266	5915	6592	7294	7905	8656	9381	10094
11	BUSES									
a.	Bus	1752	1843	1923	2002	2028	2105	2227	2275	2364
	TOTAL	1752	1843	1923	2002	2028	2105	2227	2275	2364
12	TAXIES									
a.	Motor Cabs	279	387	472	562	674	874	1001	1126	1297
b.	Maxi Cabs	620	734	816	883	931	963	992	1025	1042
c.	Others	0	0	0	0	0	0	0	0	0
	TOTAL	899	1121	1288	1445	1605	1837	1993	2151	2339
13	LMV PASSANGER									
a.	Three Seater(A/R)	2435	2770	2963	3180	3366	3518	3585	3719	3895
14	Other Vehicles	516	549	592	620	652	693	744	761	768
	TOTAL	2951	3319	3555	3800	4018	4211	4329	4480	4663
	TOTAL TRANSPORT(B)	13637	15163	16368	17613	18797	20010	21285	22522	23792
	TOTAL (A)+(B)	108828	120893	132810	146507	160901	175980	192563	209714	225894

HASSAN

SL NO	CATEGORY OF VEHICLE	31-03-2012	31-03-2013	31-03-2014	31-03-2015	31-03-2016	31-03-2017	31-03-2018	31-03-2019	31-03-2020
	NON TRANSPORT VEHICLE									
1	Two Wheelers	203137	225748	251457	281140	311623	340281	367953	394933	420740
2	Cars	58854	62629	65863	69130	72210	75293	78561	81412	84056
3	Omni Buses	175	193	216	232	244	256	272	289	291
4	Tractors	7449	8672	10023	11521	13086	14636	16063	17921	19831
5	Trailers	5738	6587	7588	8626	9691	10748	11556	11876	12100
6	Construction Moving Equipment	10	10	11	13	17	20	23	64	118
7	Private Service Vehicle	3	3	3	4	6	6	6	7	57
8	Other Vehicles	651	837	907	1036	1328	1583	1954	2273	2593
	TOTAL NON TRANSPORTVEHICLELES(A)	276017	304679	336068	371702	408205	442823	476388	508775	539786
9	TRANSPORT VEHICLE									
a.	Multi Axled/Articulated Vehicle	3	4	4	4	4	5	5	5	5
b.	Trucks and Lorries	6653	7226	7641	8020	8326	8542	8549	9015	9339
	TOTAL	6656	7230	7645	8024	8330	8547	8554	9020	9344
10	LIGHT GOODS VEHICLES									
a.	Four Wheeler	5860	7178	8305	9415	10577	11471	12743	13940	15424
b.	Three Wheeler	3168	3581	4014	4432	4779	5075	5347	5601	5828
	TOTAL	9028	10759	12319	13847	15356	16546	18090	19541	21252
11	BUSES									
a.	Bus	1060	1190	1324	1501	1591	1768	1965	2079	2234
	TOTAL	1060	1190	1324	1501	1591	1768	1965	2079	2234
12	TAXIES									
a.	Motor Cabs	2163	2612	3075	3555	4632	5870	6436	6862	7254
b.	Maxi Cabs	1805	2021	2203	2374	2609	2738	2803	2893	2950
c.	Others	0	0	0	0	0	0	0	0	0
	TOTAL	3968	4633	5278	5929	7241	8608	9239	9755	10204
13	LMV PASSANGER									
a.	Three Seater(A/R)	9426	10174	10877	11567	12167	12724	13227	13693	14151
14	Other Vehicles	1805	1983	2379	2685	2885	3047	3105	3209	3456
	TOTAL	11231	12157	13256	14252	15052	15771	16332	16902	17607
	TOTAL TRANSPORT(B)	31943	35969	39822	43553	47570	51240	54180	57297	60641
	TOTAL (A)+(B)	307960	340648	375890	415255	455775	494063	530568	566072	600427

SHIVAMOGGA

SL NO	CATEGORY OF VEHICLE	31-03-2012	31-03-2013	31-03-2014	31-03-2015	31-03-2016	31-03-2017	31-03-2018	31-03-2019	31-03-2020
	NON TRANSPORT VEHICLE									
1	Two Wheelers	269397	299270	328777	361908	397512	432387	466545	499504	528874
2	Cars	57694	61887	66026	70583	75053	79722	84733	89688	93653
3	Omni Buses	134	143	153	164	175	180	189	194	197
4	Tractors	6531	7299	8150	9130	10269	11593	13064	14776	16521
5	Trailers	7228	7681	8334	9094	9894	10688	11352	11711	12089
6	Construction Moving Equipment	4	6	7	7	9	12	12	51	95
7	Private Service Vehicle	1	1	2	2	2	2	2	5	11
8	Other Vehicles	269	314	360	427	633	792	1123	1385	1730
	TOTAL NON TRANSPORTVEHICLELES(A)	341258	376601	411809	451315	493547	535376	577020	617314	653170
9	TRANSPORT VEHICLE									
a.	Multi Axled/Articulated Vehicle	3	3	4	4	5	6	6	7	7
b.	Trucks and Lorries	9191	9614	9885	10138	10330	10546	10726	10950	11140
	TOTAL	9194	9617	9889	10142	10335	10552	10732	10957	11147
10	LIGHT GOODS VEHICLES									
a.	Four Wheeler	8024	9094	10192	11301	12361	13279	14225	15339	16319
b.	Three Wheeler	3385	3592	3798	4036	4257	4487	4666	4840	5008
	TOTAL	11409	12686	13990	15337	16618	17766	18891	20179	21327
11	BUSES									
a.	Bus	3168	3348	3508	3681	3840	4035	4214	4338	4513
	TOTAL	3168	3348	3508	3681	3840	4035	4214	4338	4513
12	TAXIES									
a.	Motor Cabs	2519	2772	2999	3355	3720	4208	4539	4783	5008
b.	Maxi Cabs	1003	1131	1230	1329	1435	1501	1545	1580	1614
c.	Others	0	0	0	0	0	0	0	0	0
	TOTAL	3522	3903	4229	4684	5155	5709	6084	6363	6622
13	LMV PASSANGER									
a.	Three Seater(A/R)	9961	10759	11241	11806	12295	12854	13487	14146	14698
14	Other Vehicles	4910	5140	5572	6057	6716	7088	7438	7564	7623
	TOTAL	14871	15899	16813	17863	19011	19942	20925	21710	22321
	TOTAL TRANSPORT(B)	42164	45453	48429	51707	54959	58004	60846	63547	65930
	TOTAL (A)+(B)	383422	422054	460238	503022	548506	593380	637866	680861	719100

CHITRADURGA

SL NO	CATEGORY OF VEHICLE	31-03-2012	31-03-2013	31-03-2014	31-03-2015	31-03-2016	31-03-2017	31-03-2018	31-03-2019	31-03-2020
	NON TRANSPORT VEHICLE									
1	Two Wheelers	128585	143255	162981	182548	205212	224588	244148	266836	289303
2	Cars	17366	18684	20047	21568	23259	24845	26469	28049	29546
3	Omni Buses	39	43	48	50	56	57	57	62	68
4	Tractors	7095	8212	9582	10985	12790	14300	15376	17051	18483
5	Trailers	4377	4922	5794	6641	7725	8531	9057	9467	10056
6	Construction Moving Equipment	6	9	10	11	12	12	12	24	127
7	Private Service Vehicle	1	1	1	1	1	3	3	3	3
8	Other Vehicles	539	623	692	786	979	1209	1439	1722	1810
	TOTAL NON TRANSPORTVEHICLELES(A)	158008	175749	199155	222590	250034	273545	296561	323214	349396
9	TRANSPORT VEHICLE									
a.	Multi Axled/Articulated Vehicle	13	14	15	15	15	15	16	16	16
b.	Trucks and Lorries	5557	5796	5995	6274	6662	7004	7466	8119	8480
	TOTAL	5570	5810	6010	6289	6677	7019	7482	8135	8496
10	LIGHT GOODS VEHICLES									
a.	Four Wheeler	3431	3965	4640	5168	5804	6304	7057	8188	9327
b.	Three Wheeler	1754	1957	2211	2415	2643	2805	2938	3170	3443
	TOTAL	5185	5922	6851	7583	8447	9109	9995	11358	12770
11	BUSES									
a.	Bus	1786	1894	1972	2021	2075	2154	2233	2305	2452
	TOTAL	1786	1894	1972	2021	2075	2154	2233	2305	2452
12	TAXIES									
a.	Motor Cabs	1953	2173	2440	2731	3239	3653	4032	4605	4936
b.	Maxi Cabs	907	1080	1335	1487	1624	1726	1807	1893	1943
c.	Others	0	0	0	0	0	0	0	0	0
	TOTAL	2860	3253	3775	4218	4863	5379	5839	6498	6879
13	LMV PASSANGER									
a.	Three Seater(A/R)	9742	10254	10779	11349	11793	12153	12505	13575	14793
14	Other Vehicles	730	771	818	863	894	930	970	1040	1136
	TOTAL	10472	11025	11597	12212	12687	13083	13475	14615	15929
	TOTAL TRANSPORT(B)	25873	27904	30205	32323	34749	36744	39024	42911	46526
	TOTAL (A)+(B)	183881	203653	229360	254913	284783	310289	335585	366125	395922

DAVANGERE

SL NO	CATEGORY OF VEHICLE	31-03-2012	31-03-2013	31-03-2014	31-03-2015	31-03-2016	31-03-2017	31-03-2018	31-03-2019	31-03-2020
	NON TRANSPORT VEHICLE									
1	Two Wheelers	215804	241559	270545	302365	335390	365542	393976	424672	450996
2	Cars	26832	29542	32314	35673	39016	42385	45612	49053	52052
3	Omni Buses	68	73	86	95	105	116	128	130	130
4	Tractors	14320	15898	17900	20196	22060	24008	25683	27724	29683
5	Trailers	7426	8016	8918	9892	10776	11537	12046	12342	12844
6	Construction Moving Equipment	5	5	5	5	6	6	6	37	114
7	Private Service Vehicle	4	4	6	7	8	9	10	10	10
8	Other Vehicles	272	335	381	492	595	861	1324	1648	1856
	TOTAL NON TRANSPORTVEHICLELES(A)	264731	295432	330155	368725	407956	444464	478785	515616	547685
9	TRANSPORT VEHICLE									
a.	Multi Axled/Articulated Vehicle	7	7	7	7	7	7	7	8	9
b.	Trucks and Lorries	5166	5551	5809	6143	6409	6735	6974	7327	7543
	TOTAL	5173	5558	5816	6150	6416	6742	6981	7335	7552
10	LIGHT GOODS VEHICLES									
a.	Four Wheeler	4044	4703	5307	5889	6568	7155	7870	8860	9751
b.	Three Wheeler	3673	3996	4384	4811	5184	5541	5881	6268	6693
	TOTAL	7717	8699	9691	10700	11752	12696	13751	15128	16444
11	BUSES									
a.	Bus	1824	2000	2147	2277	2361	2497	2653	2777	2941
	TOTAL	1824	2000	2147	2277	2361	2497	2653	2777	2941
12	TAXIES									
a.	Motor Cabs	1764	1982	2269	2549	2896	3353	3712	4081	4363
b.	Maxi Cabs	970	1114	1275	1401	1526	1612	1668	1729	1764
c.	Others	0	0	0	0	0	0	0	0	0
	TOTAL	2734	3096	3544	3950	4422	4965	5380	5810	6127
13	LMV PASSANGER									
a.	Three Seater(A/R)	12409	13158	13986	14726	15887	17037	18210	19462	20788
14	Other Vehicles	1031	1107	1240	1359	1413	1473	1506	1536	1571
	TOTAL	13440	14265	15226	16085	17300	18510	19716	20998	22359
	TOTAL TRANSPORT(B)	30888	33618	36424	39162	42251	45410	48481	52048	55423
	TOTAL (A)+(B)	295619	329050	366579	407887	450207	489874	527266	567664	603108

CHIKKAMAGALUR

SL NO	CATEGORY OF VEHICLE	31-03-2012	31-03-2013	31-03-2014	31-03-2015	31-03-2016	31-03-2017	31-03-2018	31-03-2019	31-03-2020
	NON TRANSPORT VEHICLE									
1	Two Wheelers	131122	146128	162396	180179	200769	219206	236064	252165	266953
2	Cars	53253	56169	58771	61736	65067	68410	71627	74545	77144
3	Omni Buses	119	126	130	135	140	146	150	158	158
4	Tractors	6504	7273	7996	8847	10018	11127	12198	13354	14569
5	Trailers	6178	6632	7048	7562	8278	8962	9408	9749	10212
6	Construction Moving Equipment	1	1	1	3	7	8	11	20	42
7	Private Service Vehicle	1	1	1	1	1	2	2	4	14
8	Other Vehicles	233	276	307	409	533	714	904	1164	1361
	TOTAL NON TRANSPORTVEHICLELES(A)	197411	216606	236650	258872	284813	308575	330364	351159	370453
9	TRANSPORT VEHICLE									
a.	Multi Axled/Articulated Vehicle	3	3	3	3	3	3	3	3	3
b.	Trucks and Lorries	4290	4459	4610	4737	4870	4988	5100	5225	5403
	TOTAL	4293	4462	4613	4740	4873	4991	5103	5228	5406
10	LIGHT GOODS VEHICLES									
a.	Four Wheeler	5609	6492	7243	8031	8913	9661	10515	11527	12419
b.	Three Wheeler	2282	2525	2725	2976	3186	3382	3506	3643	3730
	TOTAL	7891	9017	9968	11007	12099	13043	14021	15170	16149
11	BUSES									
a.	Bus	2052	2392	2666	2790	2894	3013	3193	3271	3379
	TOTAL	2052	2392	2666	2790	2894	3013	3193	3271	3379
12	TAXIES									
a.	Motor Cabs	1255	1463	1668	1904	2205	2577	2818	3042	3194
b.	Maxi Cabs	785	872	936	1006	1067	1109	1135	1158	1178
c.	Others	0	0	0	0	0	0	0	0	0
	TOTAL	2040	2335	2604	2910	3272	3686	3953	4200	4372
13	LMV PASSANGER									
a.	Three Seater(A/R)	7411	8256	8924	9577	10208	10612	10927	11391	11741
14	Other Vehicles	2534	2642	2766	2874	3037	3145	3230	3277	3329
	TOTAL	9945	10898	11690	12451	13245	13757	14157	14668	15070
	TOTAL TRANSPORT(B)	26221	29104	31541	33898	36383	38490	40427	42537	44376
	TOTAL (A)+(B)	223632	245710	268191	292770	321196	347065	370791	393696	414829

MANGALURU

SL NO	CATEGORY OF VEHICLE	31-03-2012	31-03-2013	31-03-2014	31-03-2015	31-03-2016	31-03-2017	31-03-2018	31-03-2019	31-03-2020
	NON TRANSPORT VEHICLE									
1	Two Wheelers	302340	339313	376897	418690	461791	503675	545662	592957	633444
2	Cars	132895	144397	154578	165926	178098	190919	203463	215770	226306
3	Omni Buses	297	307	316	325	335	341	350	355	358
4	Tractors	365	379	400	412	439	459	472	496	511
5	Trailers	264	278	288	296	304	310	313	320	322
6	Construction Moving Equipment	28	29	32	37	53	68	98	163	187
7	Private Service Vehicle	4	5	6	8	8	8	8	180	195
8	Other Vehicles	4890	5103	5224	5368	5517	5665	5842	6083	6215
	TOTAL NON TRANSPORTVEHICLELES(A)	441083	489811	537741	591062	646545	701445	756208	816324	867538
9	TRANSPORT VEHICLE									
a.	Multi Axled/Articulated Vehicle	1632	1664	1690	1732	1776	1823	1867	1886	1900
b.	Trucks and Lorries	18683	19473	20188	20982	22168	22966	23458	24078	24604
	TOTAL	20315	21137	21878	22714	23944	24789	25325	25964	26504
10	LIGHT GOODS VEHICLES									
a.	Four Wheeler	14412	15972	17213	18525	19878	21216	22650	24345	25684
b.	Three Wheeler	3821	4125	4376	4679	4926	5168	5390	5635	5844
	TOTAL	18233	20097	21589	23204	24804	26384	28040	29980	31528
11	BUSES									
a.	Bus	8885	9275	9752	10080	10352	10769	11251	11507	11936
	TOTAL	8885	9275	9752	10080	10352	10769	11251	11507	11936
12	TAXIES									
a.	Motor Cabs	7882	8374	8864	9470	10168	10967	11474	11978	12364
b.	Maxi Cabs	2244	2413	2605	2791	2977	3114	3184	3251	3297
c.	Others	0	0	0	0	0	0	0	0	0
	TOTAL	10126	10787	11469	12261	13145	14081	14658	15229	15661
13	LMV PASSANGER									
a.	Three Seater(A/R)	25263	27837	29757	32099	34965	38239	40979	44132	47021
14	Other Vehicles	905	998	1075	1154	1230	1293	1402	1448	1507
	TOTAL	26168	28835	30832	33253	36195	39532	42381	45580	48528
	TOTAL TRANSPORT(B)	83727	90131	95520	101512	108440	115555	121655	128260	134157
	TOTAL (A)+(B)	524810	579942	633261	692574	754985	817000	877863	944584	1001695

UDUPI

SL NO	CATEGORY OF VEHICLE	31-03-2012	31-03-2013	31-03-2014	31-03-2015	31-03-2016	31-03-2017	31-03-2018	31-03-2019	31-03-2020
	NON TRANSPORT VEHICLE									
1	Two Wheelers	154684	177386	199166	224487	249300	272781	295848	317320	336036
2	Cars	39309	43793	48064	52868	58052	63612	69417	75157	79833
3	Omni Buses	75	80	85	86	87	88	88	129	130
4	Tractors	153	166	185	202	222	260	314	351	403
5	Trailers	35	38	47	50	57	71	76	78	79
6	Construction Moving Equipment	7	7	9	11	11	19	23	45	77
7	Private Service Vehicle	2	2	2	2	2	2	2	3	6
8	Other Vehicles	544	594	630	665	773	832	969	1090	1151
	TOTAL NON TRANSPORTVEHICLELES(A)	194809	222066	248188	278371	308504	337665	366737	394173	417715
9	TRANSPORT VEHICLE									
a.	Multi Axled/Articulated Vehicle	2	3	3	4	5	5	6	6	6
b.	Trucks and Lorries	5272	5590	5835	6145	6580	6893	7167	7422	7606
	TOTAL	5274	5593	5838	6149	6585	6898	7173	7428	7612
10	LIGHT GOODS VEHICLES									
a.	Four Wheeler	7792	8864	9671	10510	11367	12072	13016	14003	14793
b.	Three Wheeler	2241	2336	2414	2466	2527	2610	2678	2781	2851
	TOTAL	10033	11200	12085	12976	13894	14682	15694	16784	17644
11	BUSES									
a.	Bus	3197	3501	3779	4079	4356	4801	5194	5417	5628
	TOTAL	3197	3501	3779	4079	4356	4801	5194	5417	5628
12	TAXIES									
a.	Motor Cabs	4071	4416	4673	4999	5404	5799	6113	6357	6550
b.	Maxi Cabs	1047	1163	1293	1433	1558	1669	1702	1726	1754
c.	Others	0	0	0	0	0	0	0	5	5
	TOTAL	5118	5579	5966	6432	6962	7468	7815	8088	8309
13	LMV PASSANGER									
a.	Three Seater(A/R)	12737	13929	14876	15979	17126	18398	19506	20778	21870
14	Other Vehicles	517	574	625	656	716	811	938	996	1007
	TOTAL	13254	14503	15501	16635	17842	19209	20444	21774	22877
	TOTAL TRANSPORT(B)	36876	40376	43169	46271	49639	53058	56320	59491	62070
	TOTAL (A)+(B)	231685	262442	291357	324642	358143	390723	423057	453664	479785

BELAGAVI

SL NO	CATEGORY OF VEHICLE	31-03-2012	31-03-2013	31-03-2014	31-03-2015	31-03-2016	31-03-2017	31-03-2018	31-03-2019	31-03-2020
	NON TRANSPORT VEHICLE									
1	Two Wheelers	571941	646835	717549	794761	874972	953763	1026749	1098897	1167717
2	Cars	68339	74008	79102	84533	90147	96298	102402	108995	115099
3	Omni Buses	1462	1581	1665	1750	1834	1890	1922	1948	1964
4	Tractors	39016	42169	44831	47759	50563	53244	55581	58165	60785
5	Trailers	23168	26087	28409	30706	32763	34950	36540	38258	40217
6	Construction Moving Equipment	26	34	38	43	47	55	63	95	274
7	Private Service Vehicle	10	10	13	15	15	15	15	20	20
8	Other Vehicles	960	1111	1220	1342	1635	1983	2467	3185	3425
	TOTAL NON TRANSPORTVEHICLELES(A)	704922	791835	872827	960909	1051976	1142198	1225739	1309563	1389501
9	TRANSPORT VEHICLE									
a.	Multi Axled/Articulated Vehicle	25	25	27	28	29	30	30	30	30
b.	Trucks and Lorries	18959	19724	20391	21193	22113	22845	23561	24590	25396
	TOTAL	18984	19749	20418	21221	22142	22875	23591	24620	25426
10	LIGHT GOODS VEHICLES									
a.	Four Wheeler	16633	18952	21058	23216	25108	26834	28681	31005	33102
b.	Three Wheeler	3385	3567	3722	3869	3973	4091	4217	4344	4509
	TOTAL	20018	22519	24780	27085	29081	30925	32898	35349	37611
11	BUSES									
a.	Bus	7676	8477	9204	9863	10462	11031	11496	11790	12097
	TOTAL	7676	8477	9204	9863	10462	11031	11496	11790	12097
12	TAXIES									
a.	Motor Cabs	2105	2535	2874	3231	3735	4240	4659	5068	5446
b.	Maxi Cabs	2791	3045	3228	3418	3550	3678	3815	3948	4008
c.	Others	0	0	0	0	0	0	1	1	1
	TOTAL	4896	5580	6102	6649	7285	7918	8475	9017	9455
13	LMV PASSANGER									
a.	Three Seater(A/R)	8149	9201	9773	10258	10843	11736	12366	13071	13866
14	Other Vehicles	2416	2716	2931	3096	3222	3479	3642	3775	3855
	TOTAL	10565	11917	12704	13354	14065	15215	16008	16846	17721
	TOTAL TRANSPORT(B)	62139	68242	73208	78172	83035	87964	92468	97622	102310
	TOTAL (A)+(B)	767061	860077	946035	1039081	1135011	1230162	1318207	1407185	1491811

GADAG

SL NO	CATEGORY OF VEHICLE	31-03-2012	31-03-2013	31-03-2014	31-03-2015	31-03-2016	31-03-2017	31-03-2018	31-03-2019	31-03-2020
	NON TRANSPORT VEHICLE									
1	Two Wheelers	86215	96467	107170	119929	133252	146316	159022	172216	186145
2	Cars	10261	11208	12045	12943	13850	14697	15629	16620	17593
3	Omni Buses	103	111	124	130	135	140	140	143	158
4	Tractors	11459	12280	13051	14128	15233	16267	17186	18275	19184
5	Trailers	6945	7326	7663	8192	8774	9273	9655	9988	10286
6	Construction Moving Equipment	1	2	3	4	5	5	6	19	41
7	Private Service Vehicle	1	1	1	1	1	1	1	3	4
8	Other Vehicles	172	210	230	285	376	636	882	1068	1121
	TOTAL NON TRANSPORTVEHICLELES(A)	115157	127605	140287	155612	171626	187335	202521	218332	234532
9	TRANSPORT VEHICLE									
a.	Multi Axled/Articulated Vehicle	10	11	11	11	12	12	13	13	13
b.	Trucks and Lorries	2627	2758	2871	3016	3132	3246	3387	3513	3615
	TOTAL	2637	2769	2882	3027	3144	3258	3400	3526	3628
10	LIGHT GOODS VEHICLES									
a.	Four Wheeler	2805	3189	3532	3930	4262	4563	4935	5396	5974
b.	Three Wheeler	2247	2340	2427	2581	2677	2771	2878	2979	3068
	TOTAL	5052	5529	5959	6511	6939	7334	7813	8375	9042
11	BUSES									
a.	Bus	1744	1862	1938	2008	2049	2121	2245	2279	2379
	TOTAL	1744	1862	1938	2008	2049	2121	2245	2279	2379
12	TAXIES									
a.	Motor Cabs	835	985	1100	1265	1504	1798	1915	2101	2319
b.	Maxi Cabs	1639	1723	1818	1883	1946	1995	2035	2061	2097
c.	Others	0	0	0	0	0	0	0	0	0
	TOTAL	2474	2708	2918	3148	3450	3793	3950	4162	4416
13	LMV PASSANGER									
a.	Three Seater(A/R)	3611	4017	4423	4561	5194	5785	6216	6721	7272
14	Other Vehicles	326	397	471	537	564	589	606	629	670
	TOTAL	3937	4414	4894	5098	5758	6374	6822	7350	7942
	TOTAL TRANSPORT(B)	15844	17282	18591	19792	21340	22880	24230	25692	27407
	TOTAL (A)+(B)	131001	144887	158878	175404	192966	210215	226751	244024	261939

DHARWAD

SL NO	CATEGORY OF VEHICLE	31-03-2012	31-03-2013	31-03-2014	31-03-2015	31-03-2016	31-03-2017	31-03-2018	31-03-2019	31-03-2020
	NON TRANSPORT VEHICLE									
1	Two Wheelers	442816	483286	526266	574471	625438	671596	703394	736511	766811
2	Cars	81959	88406	94945	101899	109017	115877	121345	126515	131030
3	Omni Buses	473	501	529	546	559	565	572	580	596
4	Tractors	23681	24798	25790	26907	27988	28968	29743	30941	32085
5	Trailers	15385	16225	16968	17749	18387	18935	19305	19640	19973
6	Construction Moving Equipment	44	59	62	76	87	97	113	142	280
7	Private Service Vehicle	0	1	1	1	1	1	1	1	1
8	Other Vehicles	1007	1070	1178	1453	1966	2262	2538	2834	2922
	TOTAL NON TRANSPORTVEHICLELES(A)	565365	614346	665739	723102	783443	838301	877011	917164	953698
9	TRANSPORT VEHICLE									
a.	Multi Axled/Articulated Vehicle	165	165	165	165	166	171	173	173	173
b.	Trucks and Lorries	30723	31265	31906	32751	33445	33985	34406	35087	35795
	TOTAL	30888	31430	32071	32916	33611	34156	34579	35260	35968
10	LIGHT GOODS VEHICLES									
a.	Four Wheeler	15637	16778	17821	18908	19878	20846	21754	23297	24646
b.	Three Wheeler	5753	5931	6125	6320	6487	6719	6974	7253	7445
	TOTAL	21390	22709	23946	25228	26365	27565	28728	30550	32091
11	BUSES									
a.	Bus	12293	12748	13079	13235	13406	13745	13936	14127	14359
	TOTAL	12293	12748	13079	13235	13406	13745	13936	14127	14359
12	TAXIES									
a.	Motor Cabs	4117	4492	4745	5057	5458	5857	6208	6597	6902
b.	Maxi Cabs	2976	3251	3471	3635	3775	3890	3976	4038	4105
c.	Others	0	0	0	0	0	0	0	0	0
	TOTAL	7093	7743	8216	8692	9233	9747	10184	10635	11007
13	LMV PASSANGER									
a.	Three Seater(A/R)	27489	28804	30112	31586	33425	35219	36626	38074	39469
14	Other Vehicles	7454	7626	7730	7784	7848	7914	7960	8007	8072
	TOTAL	34943	36430	37842	39370	41273	43133	44586	46081	47541
	TOTAL TRANSPORT(B)	106607	111060	115154	119441	123888	128346	132013	136653	140966
	TOTAL (A)+(B)	671972	725406	780893	842543	907331	966647	1009024	1053817	1094664

HAVERI

SL NO	CATEGORY OF VEHICLE	31-03-2012	31-03-2013	31-03-2014	31-03-2015	31-03-2016	31-03-2017	31-03-2018	31-03-2019	31-03-2020
	NON TRANSPORT VEHICLE									
1	Two Wheelers	174113	200092	227536	256916	287111	319881	349598	374076	397724
2	Cars	18809	20375	21976	23730	25451	27309	29338	30878	32331
3	Omni Buses	60	66	72	75	84	91	99	103	106
4	Tractors	14538	16543	18435	20418	22294	24567	26604	28512	30394
5	Trailers	4028	4319	5010	5857	6574	7509	8248	8796	9293
6	Construction Moving Equipment	6	6	6	6	7	7	9	28	73
7	Private Service Vehicle	4	5	5	5	5	5	5	5	5
8	Other Vehicles	284	369	436	583	870	1253	1831	2067	2259
	TOTAL NON TRANSPORTVEHICLELES(A)	211842	241775	273476	307590	342396	380622	415732	444465	472185
9	TRANSPORT VEHICLE									
a.	Multi Axled/Articulated Vehicle	2	2	2	2	2	2	2	2	2
b.	Trucks and Lorries	3050	3280	3446	3631	3812	4015	4219	4517	4747
	TOTAL	3052	3282	3448	3633	3814	4017	4221	4519	4749
10	LIGHT GOODS VEHICLES									
a.	Four Wheeler	4643	5407	6075	6711	7288	7838	8445	9417	10359
b.	Three Wheeler	3665	3873	4110	4331	4582	4773	5023	5234	5435
	TOTAL	8308	9280	10185	11042	11870	12611	13468	14651	15794
11	BUSES									
a.	Bus	1127	1241	1344	1435	1518	1662	1769	1817	1908
	TOTAL	1127	1241	1344	1435	1518	1662	1769	1817	1908
12	TAXIES									
a.	Motor Cabs	1868	2055	2238	2436	2804	3104	3366	3693	3923
b.	Maxi Cabs	2210	2351	2473	2573	2683	2741	2785	2847	2905
c.	Others	0	0	0	0	0	0	0	0	0
	TOTAL	4078	4406	4711	5009	5487	5845	6151	6540	6828
13	LMV PASSANGER									
a.	Three Seater(A/R)	8983	9817	10597	11245	11848	12419	12993	13550	14139
14	Other Vehicles	755	852	936	980	1025	1054	1078	1135	1199
	TOTAL	9738	10669	11533	12225	12873	13473	14071	14685	15338
	TOTAL TRANSPORT(B)	26303	28878	31221	33344	35562	37608	39680	42212	44617
	TOTAL (A)+(B)	238145	270653	304697	340934	377958	418230	455412	486677	516802

VIJAYAPURA

SL NO	CATEGORY OF VEHICLE	31-03-2012	31-03-2013	31-03-2014	31-03-2015	31-03-2016	31-03-2017	31-03-2018	31-03-2019	31-03-2020
	NON TRANSPORT VEHICLE									
1	Two Wheelers	166864	190467	217056	247725	276269	304319	333975	366121	397074
2	Cars	19107	21086	23050	25231	27541	29777	32088	34583	37133
3	Omni Buses	132	159	180	207	239	270	273	285	298
4	Tractors	15507	17079	18913	21333	23311	25375	27775	30328	32588
5	Trailers	10661	11606	12744	14337	15336	16070	16761	17241	17774
6	Construction Moving Equipment	9	14	14	14	17	21	29	70	149
7	Private Service Vehicle	1	1	1	2	2	2	2	2	2
8	Other Vehicles	241	319	353	410	545	881	1286	1688	2182
	TOTAL NON TRANSPORTVEHICLELES(A)	212522	240731	272311	309259	343260	376715	412189	450318	487200
9	TRANSPORT VEHICLE									
a.	Multi Axled/Articulated Vehicle	123	134	134	148	154	164	190	290	313
b.	Trucks and Lorries	7613	8041	8468	9042	9535	10051	10565	11151	11614
	TOTAL	7736	8175	8602	9190	9689	10215	10755	11441	11927
10	LIGHT GOODS VEHICLES									
a.	Four Wheeler	5418	6191	6933	7757	8553	9146	10115	11285	12641
b.	Three Wheeler	3868	4290	4760	5151	5505	5877	6322	6769	7250
	TOTAL	9286	10481	11693	12908	14058	15023	16437	18054	19891
11	BUSES									
a.	Bus	1958	2238	2459	2621	2807	2979	3279	3504	3650
	TOTAL	1958	2238	2459	2621	2807	2979	3279	3504	3650
12	TAXIES									
a.	Motor Cabs	1206	1411	1577	1807	2195	2757	3254	3806	4333
b.	Maxi Cabs	1082	1232	1354	1455	1544	1653	1757	1857	1917
c.	Others	0	0	0	0	0	0	0	0	0
	TOTAL	2288	2643	2931	3262	3739	4410	5011	5663	6250
13	LMV PASSANGER									
a.	Three Seater(A/R)	5571	5762	5931	6328	6610	7053	7589	9478	10454
14	Other Vehicles	2106	2336	2521	2683	2753	2816	2861	2919	2986
	TOTAL	7677	8098	8452	9011	9363	9869	10450	12397	13440
	TOTAL TRANSPORT(B)	28945	31635	34137	36992	39656	42496	45932	51059	55158
	TOTAL (A)+(B)	241467	272366	306448	346251	382916	419211	458121	501377	542358

BAGALKOTE

SL NO	CATEGORY OF VEHICLE	31-03-2012	31-03-2013	31-03-2014	31-03-2015	31-03-2016	31-03-2017	31-03-2018	31-03-2019	31-03-2020
	NON TRANSPORT VEHICLE									
1	Two Wheelers	183958	208751	233378	260012	287892	313703	338342	365888	392430
2	Cars	19933	21588	23111	24924	26822	28698	30599	32569	34493
3	Omni Buses	145	166	191	203	219	226	231	240	249
4	Tractors	16608	18310	19738	21322	22816	24330	25790	27376	28956
5	Trailers	16712	18418	19538	20715	21668	22545	23226	24060	24957
6	Construction Moving Equipment	13	15	21	23	23	26	26	48	92
7	Private Service Vehicle	1	1	1	1	1	1	1	1	2
8	Other Vehicles	342	379	406	522	643	770	1024	1366	1577
	TOTAL NON TRANSPORTVEHICLELES(A)	237712	267628	296384	327722	360084	390299	419239	451548	482756
9	TRANSPORT VEHICLE									
a.	Multi Axled/Articulated Vehicle	75	92	92	92	97	97	98	108	109
b.	Trucks and Lorries	4057	4519	4795	5148	5451	5745	6013	6480	6791
	TOTAL	4132	4611	4887	5240	5548	5842	6111	6588	6900
10	LIGHT GOODS VEHICLES									
a.	Four Wheeler	4226	5155	5929	6625	7355	8003	8731	9674	10665
b.	Three Wheeler	1300	1448	1637	1816	1945	2088	2237	2375	2562
	TOTAL	5526	6603	7566	8441	9300	10091	10968	12049	13227
11	BUSES									
a.	Bus	2047	2561	3012	3425	3757	4124	4401	4577	4765
	TOTAL	2047	2561	3012	3425	3757	4124	4401	4577	4765
12	TAXIES									
a.	Motor Cabs	1099	1315	1506	1723	2083	2441	2694	3006	3257
b.	Maxi Cabs	1034	1162	1268	1356	1443	1523	1593	1634	1662
c.	Others	0	0	0	0	0	0	0	0	0
	TOTAL	2133	2477	2774	3079	3526	3964	4287	4640	4919
13	LMV PASSANGER									
a.	Three Seater(A/R)	4233	5037	5739	6675	7612	8526	9217	9932	10990
14	Other Vehicles	1045	1263	1407	1514	1631	1801	1941	2060	2106
	TOTAL	5278	6300	7146	8189	9243	10327	11158	11992	13096
	TOTAL TRANSPORT(B)	19116	22552	25385	28374	31374	34348	36925	39846	42907
	TOTAL (A)+(B)	256828	290180	321769	356096	391458	424647	456164	491394	525663

KARWAR

SL NO	CATEGORY OF VEHICLE	31-03-2012	31-03-2013	31-03-2014	31-03-2015	31-03-2016	31-03-2017	31-03-2018	31-03-2019	31-03-2020
	NON TRANSPORT VEHICLE									
1	Two Wheelers	229787	256798	284046	313252	342418	372131	400644	427690	450553
2	Cars	37110	39477	41733	44119	46440	49096	52163	55083	57747
3	Omni Buses	123	132	140	147	155	159	163	167	168
4	Tractors	2400	2623	2857	3043	3298	3616	4052	4521	4931
5	Trailers	905	960	1078	1209	1370	1578	1782	1983	2232
6	Construction Moving Equipment	4	5	5	11	12	13	14	37	80
7	Private Service Vehicle	0	0	0	0	0	0	0	4	7
8	Other Vehicles	754	802	830	898	1020	1292	1614	1944	2096
	TOTAL NON TRANSPORTVEHICLELES(A)	271083	300797	330689	362679	394713	427885	460432	491429	517814
9	TRANSPORT VEHICLE									
a.	Multi Axled/Articulated Vehicle	3	3	3	3	3	3	3	4	4
b.	Trucks and Lorries	8876	9144	9302	9567	9871	9997	10133	10351	10470
	TOTAL	8879	9147	9305	9570	9874	10000	10136	10355	10474
10	LIGHT GOODS VEHICLES									
a.	Four Wheeler	6218	7130	7930	8777	9525	10216	10939	11757	12404
b.	Three Wheeler	3385	3522	3634	3718	3814	3913	4019	4128	4206
	TOTAL	9603	10652	11564	12495	13339	14129	14958	15885	16610
11	BUSES									
a.	Bus	1702	1975	2242	2651	3085	3520	3800	3939	4060
	TOTAL	1702	1975	2242	2651	3085	3520	3800	3939	4060
12	TAXIES									
a.	Motor Cabs	2167	2408	2573	2936	3225	3651	3983	4291	4529
b.	Maxi Cabs	1650	1760	1829	1928	2010	2079	2126	2161	2215
c.	Others	0	0	0	0	0	0	0	0	0
	TOTAL	3817	4168	4402	4864	5235	5730	6109	6452	6744
13	LMV PASSANGER									
a.	Three Seater(A/R)	7796	8150	8538	8909	9393	9969	10571	11324	12100
14	Other Vehicles	1315	1370	1437	1487	1540	1598	1656	1741	1933
	TOTAL	9111	9520	9975	10396	10933	11567	12227	13065	14033
	TOTAL TRANSPORT(B)	33112	35462	37488	39976	42466	44946	47230	49696	51921
	TOTAL (A)+(B)	304195	336259	368177	402655	437179	472831	507662	541125	569735

KALABURGI

SL NO	CATEGORY OF VEHICLE	31-03-2012	31-03-2013	31-03-2014	31-03-2015	31-03-2016	31-03-2017	31-03-2018	31-03-2019	31-03-2020
	NON TRANSPORT VEHICLE									
1	Two Wheelers	192558	216530	242118	270495	296372	323061	350576	379655	407370
2	Cars	24650	26894	29034	31193	33121	35119	37160	39311	41354
3	Omni Buses	685	749	801	850	874	890	895	898	1023
4	Tractors	9928	10852	11945	13089	13932	14886	16060	17296	18489
5	Trailers	6095	6541	7133	7847	8300	8765	9208	9479	9692
6	Construction Moving Equipment	4	5	6	6	6	7	12	22	56
7	Private Service Vehicle	1	1	1	1	1	1	1	1	1
8	Other Vehicles	405	452	518	587	859	1060	1175	1334	1642
	TOTAL NON TRANSPORTVEHICLELES(A)	234326	262024	291556	324068	353465	383789	415087	447996	479627
9	TRANSPORT VEHICLE									
a.	Multi Axled/Articulated Vehicle	52	57	57	61	80	85	91	93	98
b.	Trucks and Lorries	14389	14840	15153	15489	15975	16407	16953	17600	18121
	TOTAL	14441	14897	15210	15550	16055	16492	17044	17693	18219
10	LIGHT GOODS VEHICLES									
a.	Four Wheeler	3911	4572	5242	5825	6251	6692	7198	7893	8729
b.	Three Wheeler	4668	5092	5587	6098	6552	6986	7496	8027	8419
	TOTAL	8579	9664	10829	11923	12803	13678	14694	15920	17148
11	BUSES									
a.	Bus	5442	5853	6163	6352	6492	6741	7021	7231	7356
	TOTAL	5442	5853	6163	6352	6492	6741	7021	7231	7356
12	TAXIES									
a.	Motor Cabs	1599	1805	1972	2151	2505	2953	3279	3625	4065
b.	Maxi Cabs	1598	1703	1793	1865	1949	2004	2066	2125	2166
c.	Others	0	0	0	0	0	0	0	0	0
	TOTAL	3197	3508	3765	4016	4454	4957	5345	5750	6231
13	LMV PASSANGER									
a.	Three Seater(A/R)	12800	13883	14661	15315	15958	16562	17264	18001	18762
14	Other Vehicles	4816	4958	5100	5204	5332	5469	5666	5806	5906
	TOTAL	17616	18841	19761	20519	21290	22031	22930	23807	24668
	TOTAL TRANSPORT(B)	49275	52763	55728	58360	61094	63899	67034	70401	73622
	TOTAL (A)+(B)	283601	314787	347284	382428	414559	447688	482121	518397	553249

YADGIRI

SL NO	CATEGORY OF VEHICLE	31-03-2012	31-03-2013	31-03-2014	31-03-2015	31-03-2016	31-03-2017	31-03-2018	31-03-2019	31-03-2020
	NON TRANSPORT VEHICLE									
1	Two Wheelers	47347	55705	66113	77976	87842	98319	111717	124574	137553
2	Cars	5919	6428	7108	7816	8471	9167	9896	10582	11262
3	Omni Buses	155	167	185	209	224	240	241	251	289
4	Tractors	6418	7021	7890	9076	9952	10897	12084	13207	14118
5	Trailers	3174	3383	3684	4235	4618	4951	5327	5575	5765
6	Construction Moving Equipment	3	5	7	12	18	24	32	61	83
7	Private Service Vehicle	0	0	0	1	1	1	1	3	3
8	Other Vehicles	108	135	178	246	433	552	685	1001	1251
	TOTAL NON TRANSPORTVEHICLELES(A)	63124	72844	85165	99571	111559	124151	139983	155254	170324
9	TRANSPORT VEHICLE									
a.	Multi Axled/Articulated Vehicle	3	3	3	3	4	4	4	4	4
b.	Trucks and Lorries	1509	1620	1711	1826	1946	2044	2170	2319	2446
	TOTAL	1512	1623	1714	1829	1950	2048	2174	2323	2450
10	LIGHT GOODS VEHICLES									
a.	Four Wheeler	1404	1752	2207	2615	2880	3080	3463	3899	4459
b.	Three Wheeler	724	769	844	936	1002	1070	1137	1222	1311
	TOTAL	2128	2521	3051	3551	3882	4150	4600	5121	5770
11	BUSES									
a.	Bus	1020	1109	1213	1301	1380	1458	1556	1638	1740
	TOTAL	1020	1109	1213	1301	1380	1458	1556	1638	1740
12	TAXIES									
a.	Motor Cabs	445	526	618	724	995	1287	1511	1708	1953
b.	Maxi Cabs	345	380	442	493	524	546	593	635	657
c.	Others	0	0	0	0	0	0	0	0	0
	TOTAL	790	906	1060	1217	1519	1833	2104	2343	2610
13	LMV PASSANGER									
a.	Three Seater(A/R)	5801	6577	7072	7939	8726	9265	9708	10400	11182
14	Other Vehicles	243	283	350	394	446	506	567	614	623
	TOTAL	6044	6860	7422	8333	9172	9771	10275	11014	11805
	TOTAL TRANSPORT(B)	11494	13019	14460	16231	17903	19260	20709	22439	24375
	TOTAL (A)+(B)	74618	85863	99625	115802	129462	143411	160692	177693	194699

RAICHUR

SL NO	CATEGORY OF VEHICLE	31-03-2012	31-03-2013	31-03-2014	31-03-2015	31-03-2016	31-03-2017	31-03-2018	31-03-2019	31-03-2020
	NON TRANSPORT VEHICLE									
1	Two Wheelers	139217	157943	182483	209325	234028	258645	286813	314471	339547
2	Cars	11961	13347	14809	16585	18286	19870	21488	23126	24527
3	Omni Buses	206	230	258	284	303	320	328	362	451
4	Tractors	18837	20112	21923	24082	25441	27032	28872	30717	32120
5	Trailers	6915	7162	7587	8204	8672	9100	9659	10046	10351
6	Construction Moving Equipment	4	12	16	25	31	39	43	63	90
7	Private Service Vehicle	1	1	1	1	1	1	1	1	1
8	Other Vehicles	209	248	282	319	402	457	563	797	1053
	TOTAL NON TRANSPORTVEHICLELES(A)	177350	199055	227359	258825	287164	315464	347767	379583	408140
9	TRANSPORT VEHICLE									
a.	Multi Axled/Articulated Vehicle	6	10	10	10	10	10	10	10	10
b.	Trucks and Lorries	4391	4693	4886	5052	5200	5374	5536	5793	5925
	TOTAL	4397	4703	4896	5062	5210	5384	5546	5803	5935
10	LIGHT GOODS VEHICLES									
a.	Four Wheeler	5282	6221	7302	8375	9004	9413	9961	10595	11521
b.	Three Wheeler	1335	1531	1796	2074	2237	2376	2509	2632	2735
	TOTAL	6617	7752	9098	10449	11241	11789	12470	13227	14256
11	BUSES									
a.	Bus	1569	1793	1976	2102	2225	2348	2543	2642	2697
	TOTAL	1569	1793	1976	2102	2225	2348	2543	2642	2697
12	TAXIES									
a.	Motor Cabs	564	758	901	1113	1427	1759	1982	2313	2640
b.	Maxi Cabs	752	843	926	1001	1087	1167	1211	1268	1292
c.	Others	0	0	0	0	0	0	0	0	0
	TOTAL	1316	1601	1827	2114	2514	2926	3193	3581	3932
13	LMV PASSANGER									
a.	Three Seater(A/R)	3045	3660	4263	5093	5620	6095	6545	7057	7877
14	Other Vehicles	480	523	577	646	682	753	837	892	959
	TOTAL	3525	4183	4840	5739	6302	6848	7382	7949	8836
	TOTAL TRANSPORT(B)	17424	20032	22637	25466	27492	29295	31134	33202	35656
	TOTAL (A)+(B)	194774	219087	249996	284291	314656	344759	378901	412785	443796

BELLARY

SL NO	CATEGORY OF VEHICLE	31-03-2012	31-03-2013	31-03-2014	31-03-2015	31-03-2016	31-03-2017	31-03-2018	31-03-2019	31-03-2020
	NON TRANSPORT VEHICLE									
1	Two Wheelers	283303	311007	341159	374161	407412	440881	473748	510220	546506
2	Cars	34869	37822	40323	43008	45561	48320	50990	53818	56430
3	Omni Buses	81	92	95	104	109	111	112	179	243
4	Tractors	17294	18387	19634	21277	22910	24510	25851	27503	29387
5	Trailers	10878	11276	11722	12267	12837	13537	13992	14379	14815
6	Construction Moving Equipment	19	25	28	29	32	47	64	94	150
7	Private Service Vehicle	0	0	0	0	0	0	0	0	16
8	Other Vehicles	891	1032	1091	1153	1325	1526	1874	2411	2627
	TOTAL NON TRANSPORTVEHICLELES(A)	347335	379641	414052	451999	490186	528932	566631	608604	650174
9	TRANSPORT VEHICLE									
a.	Multi Axled/Articulated Vehicle	146	167	172	190	213	294	353	443	527
b.	Trucks and Lorries	20107	20733	21393	21945	22927	24449	25176	26825	28044
	TOTAL	20253	20900	21565	22135	23140	24743	25529	27268	28571
10	LIGHT GOODS VEHICLES									
a.	Four Wheeler	6840	8030	9171	10364	11417	12258	13291	14783	16340
b.	Three Wheeler	1846	2052	2235	2357	2473	2571	2677	2815	3014
	TOTAL	8686	10082	11406	12721	13890	14829	15968	17598	19354
11	BUSES									
a.	Bus	4320	4538	4782	4929	5111	5291	5587	5818	5987
	TOTAL	4320	4538	4782	4929	5111	5291	5587	5818	5987
12	TAXIES									
a.	Motor Cabs	1950	2185	2493	2787	3145	3559	3878	4374	4771
b.	Maxi Cabs	1527	1750	1936	2102	2249	2369	2437	2523	2626
c.	Others	0	0	0	0	0	0	0	0	0
	TOTAL	3477	3935	4429	4889	5394	5928	6315	6897	7397
13	LMV PASSANGER									
a.	Three Seater(A/R)	10813	11331	11580	11969	12530	12952	13074	13383	14882
14	Other Vehicles	4104	4391	4554	4744	4920	5115	5313	5582	5830
	TOTAL	14917	15722	16134	16713	17450	18067	18387	18965	20712
	TOTAL TRANSPORT(B)	51653	55177	58316	61387	64985	68858	71786	76546	82021
	TOTAL (A)+(B)	398988	434818	472368	513386	555171	597790	638417	685150	732195

KOPPAL

SL NO	CATEGORY OF VEHICLE	31-03-2012	31-03-2013	31-03-2014	31-03-2015	31-03-2016	31-03-2017	31-03-2018	31-03-2019	31-03-2020
	NON TRANSPORT VEHICLE									
1	Two Wheelers	10775	121016	136118	153413	170951	188573	206536	226519	246445
2	Cars	13236	14274	15262	16330	17322	18334	19291	20266	21195
3	Omni Buses	133	150	164	172	180	184	186	209	232
4	Tractors	12657	13249	14099	15544	16686	17929	18952	20001	21001
5	Trailers	5438	5587	5783	6258	6707	7166	7493	7772	8085
6	Construction Moving Equipment	1	1	1	1	1	3	4	14	29
7	Private Service Vehicle	0	0	0	0	0	0	0	1	4
8	Other Vehicles	260	288	306	339	435	552	897	1138	1280
	TOTAL NON TRANSPORTVEHICLELES(A)	139500	154565	171733	192057	212282	232741	253359	275920	298271
9	TRANSPORT VEHICLE									
a.	Multi Axled/Articulated Vehicle	5	6	9	9	15	16	16	16	16
b.	Trucks and Lorries	3287	3512	3729	3883	4072	4266	4390	4608	4787
	TOTAL	3292	3518	3738	3892	4087	4282	4406	4624	4803
10	LIGHT GOODS VEHICLES									
a.	Four Wheeler	2533	3137	3677	4192	4575	4929	5372	5921	6550
b.	Three Wheeler	1035	1214	1407	1614	1798	1940	2124	2381	2585
	TOTAL	3568	4351	5084	5806	6373	6869	7496	8302	9135
11	BUSES									
a.	Bus	1413	1497	1664	1853	1988	2104	2283	2389	2463
	TOTAL	1413	1497	1664	1853	1988	2104	2283	2389	2463
12	TAXIES									
a.	Motor Cabs	885	1084	1232	1399	1672	2009	2185	2414	2577
b.	Maxi Cabs	670	797	918	985	1031	1080	1097	1127	1147
c.	Others	0	0	0	0	0	0	0	0	0
	TOTAL	1555	1881	2150	2384	2703	3089	3282	3541	3724
13	LMV PASSANGER									
a.	Three Seater(A/R)	1436	1764	1946	2059	2192	2348	2491	2606	2733
14	Other Vehicles	1407	1520	1650	1746	1887	2021	2174	2400	2555
	TOTAL	2843	3284	3596	3805	4079	4369	4665	5006	5288
	TOTAL TRANSPORT(B)	12671	14531	16232	17740	19230	20713	22132	23862	25413
	TOTAL (A)+(B)	152171	169096	187965	209797	231512	253454	275491	299782	323684

BIDAR

SL NO	CATEGORY OF VEHICLE	31-03-2012	31-03-2013	31-03-2014	31-03-2015	31-03-2016	31-03-2017	31-03-2018	31-03-2019	31-03-2020
	NON TRANSPORT VEHICLE									
1	Two Wheelers	110070	123525	138696	155956	171786	187552	203925	222667	241680
2	Cars	11492	12549	13642	14666	15567	16516	17535	18612	19739
3	Omni Buses	403	458	492	523	540	552	555	562	610
4	Tractors	5176	5706	6331	6850	7193	7711	8180	8824	9386
5	Trailers	3055	3379	3800	4128	4354	4698	4913	5150	5365
6	Construction Moving Equipment	0	4	4	4	4	4	4	8	16
7	Private Service Vehicle	0	0	0	0	0	0	0	0	3
8	Other Vehicles	115	123	137	151	164	197	272	412	481
	TOTAL NON TRANSPORTVEHICLELES(A)	130311	145744	163102	182278	199608	217230	235384	256235	277280
9	TRANSPORT VEHICLE									
a.	Multi Axled/Articulated Vehicle	63	63	66	66	68	71	74	75	75
b.	Trucks and Lorries	10033	10424	10671	11080	11594	12093	12592	13102	13278
	TOTAL	10096	10487	10737	11146	11662	12164	12666	13177	13353
10	LIGHT GOODS VEHICLES									
a.	Four Wheeler	3980	4450	4930	5295	5589	5861	6160	6571	7083
b.	Three Wheeler	1396	1605	1813	1958	2114	2270	2459	2694	2906
	TOTAL	5376	6055	6743	7253	7703	8131	8619	9265	9989
11	BUSES									
a.	Bus	2408	2589	2735	2843	2979	3120	3366	3571	3655
	TOTAL	2408	2589	2735	2843	2979	3120	3366	3571	3655
12	TAXIES									
a.	Motor Cabs	978	1074	1186	1246	1389	1515	1643	1822	1968
b.	Maxi Cabs	986	1110	1201	1248	1284	1299	1318	1351	1375
c.	Others	0	0	0	0	0	0	0	0	0
	TOTAL	1964	2184	2387	2494	2673	2814	2961	3173	3343
13	LMV PASSANGER									
a.	Three Seater(A/R)	4398	4746	5046	5548	6318	6807	7092	7536	8308
14	Other Vehicles	342	390	435	479	526	564	645	721	767
	TOTAL	4740	5136	5481	6027	6844	7371	7737	8257	9075
	TOTAL TRANSPORT(B)	24584	26451	28083	29763	31861	33600	35349	37443	39415
	TOTAL (A)+(B)	154895	172195	191185	212041	231469	250830	270733	293678	316695

35. CATEGORY WISE VEHICLES REGISTERED AND KEPT FOR USE IN KARNATAKA STATE LAST 9 YEARS

SL NO	CATEGORY OF VEHICLE	31-03-2012	31-03-2013	31-03-2014	31-03-2015	31-03-2016	31-03-2017	31-03-2018	31-03-2019	31-03-2020
	NON TRANSPORT VEHICLE									
1	Two Wheelers	9058369	10094618	11188653	12397634	13629768	14873719	16082941	17349313	18510879
2	Cars	2230078	2416102	2590056	2778220	2970738	3174169	3378183	3576304	3756773
3	Omni Buses	12175	12856	13410	13954	14432	14764	14965	15540	16106
4	Tractors	322145	350019	380076	413904	446538	480329	513792	551128	586998
5	Trailers	194660	211104	229002	248731	267335	285364	300150	312563	325120
6	Construction Moving Equipment	615	717	808	899	1006	1165	1394	2437	4801
7	Private Service Vehicle	418	434	451	476	490	510	522	859	1453
8	Other Vehicles	36732	40660	43972	47629	53896	61313	71212	81001	88501
	TOTAL NON TRANSPORTVEHICLELES(A)	11855192	13126510	14446428	15901447	17384203	18891333	20363159	21889145	23290631
9	TRANSPORT VEHICLE									
a.	Multi Axled/Articulated Vehicle	12034	12521	12711	13220	14316	16034	18162	19001	19440
b.	Trucks and Lorries	360486	377011	390402	404536	420554	436006	448947	469081	485207
	TOTAL	372520	389532	403113	417756	434870	452040	467109	488082	504647
10	LIGHT GOODS VEHICLES									
a.	Four Wheeler	269624	306409	339138	371374	402488	429693	461687	502897	543372
b.	Three Wheeler	125837	134851	143427	152091	160553	169112	177777	188222	197879
	TOTAL	395461	441260	482565	523465	563041	598805	639464	691119	741251
11	BUSES									
a.	Bus	183200	193923	204463	213804	222649	232756	243373	254646	263097
	TOTAL	183200	193923	204463	213804	222649	232756	243373	254646	263097
12	TAXIES									
a.	Motor Cabs	138330	154564	169678	189246	226768	267703	290250	313913	334497
b.	Maxi Cabs	74068	80624	86372	91872	98204	103329	107073	111137	114977
c.	Others	1	2	2	13	15	20	22	27	45
	TOTAL	212399	235190	256052	281131	324987	371052	397345	425077	449519
13	LMV PASSANGER									
a.	Three Seater(A/R)	445089	483432	512867	543943	577115	608527	638898	682232	723832
14	Other Vehicles	64692	69068	73442	77304	81263	86291	91763	111686	144637
	TOTAL	509781	552500	586309	621247	658378	694818	730661	793918	868469
	TOTAL TRANSPORT(B)	1673361	1812405	1932502	2057403	2203925	2349471	2477952	2652842	2826983
	TOTAL (A)+(B)	13528553	14938915	16378930	17958850	19588128	21240804	22841111	24541987	26117614

36. The details of vehicle registered from last 12 years (2008-09 to 2019-20)
in Bangalore City and Karnataka (Cumulative)

SL.NO.	YEAR	BANGALORE CITY	KARNATAKA STATE
1	2008-09	3777736	10007348
2	2009-10	4121950	11015534
3	2010-11	4548048	12206782
4	2011-12	5033002	13528553
5	2012-13	5526860	14938915
6	2013-14	6022821	16378930
7	2014-15	6575589	17958850
8	2015-16	7161476	19588128
9	2016-17	7785949	21240804
10	2017-18	8383338	22841111
11	2018-19	9027416	24541987
12	2019-20	9638362	26117614

37. The details of more than 15 years old vehicles in Bangalore Metropolitan City and Karnataka State as on 31.03.2020

SL NO	CATEGORY OF VEHICLE	BANGALORE URBAN DIVISION	KARNATAKA STATE
	NON TRANSPORT VEHICLE		
1	Two Wheelers	1252562	4028116
2	Cars	533983	1107367
3	Omni Buses	3051	6734
4	Tractors	16918	150663
5	Trailers	4179	92897
6	Construction Moving Equipment	25	63
7	Private Service Vehicle	20	254
8	Other Vehicles	9075	16736
	TOTAL NON TRANSPORTVEHICLELES(A)	1819813	5402830
9	TRANSPORT VEHICLE		
a.	Multi Axled/Articulated Vehicle	5646	7654
b.	Trucks and Lorries	87220	224746
	TOTAL	92866	232400
10	LIGHT GOODS VEHICLES		
a.	Four Wheeler	44486	107571
b.	Three Wheeler	21972	45309
	TOTAL	66458	152880
11	BUSES		
a.	Bus	43788	91691
	TOTAL	43788	91691
12	TAXIES		
a.	Motor Cabs	22559	43265
b.	Maxi Cabs	18510	39258
c.	Others	0	1
	TOTAL	41069	82524
13	LMV PASSANGER		
a.	Three Seater(A/R)	123246	266479
14	Other Vehicles	9723	37934
	TOTAL	132969	304413
	TOTAL TRANSPORT(B)	377150	863908
	TOTAL (A)+(B)	2196963	6266738

38. Details of permits granted during the year 2019-20 and as on 31-03-2020 in Karnataka State.

Sl. No.	Name of the Office	Vehicle category	No. of vehicles issued during the year 2019-20	Total No. of Vehicles as on 31-03-2020
1	Bangalore Central	Goods Vehicle	2169	8586
		Stage Carriage	0	227
		Contract carriage	0	0
		P.S.V.	27	368
		A.I.T.O.B.	0	0
		Taxi	1585	9127
		E.I.B.	53	485
	TOTAL	3834	18793	
2	Bangalore West	Goods Vehicle	1772	18364
		Stage Carriage	0	0
		Contract carriage	0	0
		P.S.V.	2	521
		A.I.T.O.B.	0	0
		Taxi	2329	14559
		E.I.B.	12	513
	TOTAL	4115	33957	
3	Bangalore East	Goods Vehicle	654	4280
		Stage Carriage	0	0
		Contract carriage	0	0
		P.S.V.	17	300
		A.I.T.O.B.	0	0
		Taxi	4727	23637
		E.I.B.	116	727
	TOTAL	5514	28944	

Sl. No.	Name of the Office	Vehicle category	No. of vehicles issued during the year 2019-20	Total No. of Vehicles as on 31-03-2020
4	Bangalore (North)	Goods Vehicle	1002	6786
		Stage Carriage	0	0
		Contract carriage	0	0
		P.S.V.	94	336
		A.I.T.O.B.	0	0
		Taxi	2031	7308
		E.I.B.	22	180
	TOTAL	3149	14610	
5	Bangalore (South)	Goods Vehicle	1242	5058
		Stage Carriage	0	0
		Contract carriage	11781	24327
		P.S.V.	180	1164
		A.I.T.O.B.	0	0
		Taxi	0	0
		E.I.B.	77	0
	TOTAL	13280	30549	
6	Jnanabharathi	Goods Vehicle	1599	7194
		Stage Carriage	0	0
		Contract carriage	0	0
		P.S.V.	9	225
		A.I.T.O.B.	0	0
		Taxi	2	147
		E.I.B.	292	696
	TOTAL	1902	8262	

Sl. No.	Name of the Office	Vehicle category	No. of vehicles issued during the year 2019-20	Total No. of Vehicles as on 31-03-2020
7	Devanahally	Goods Vehicle	538	10657
		Stage Carriage	0	0
		Contract carriage	324	3121
		P.S.V.	49	485
		A.I.T.O.B.	0	0
		Taxi	268	1801
		E.I.B.	105	946
	TOTAL	1284	17010	
8	Yalahanka	Goods Vehicle	1051	1933
		Stage Carriage	0	0
		Contract carriage	735	735
		P.S.V.	5	29
		A.I.T.O.B.	0	0
		Taxi	1024	1748
		E.I.B.	272	474
	TOTAL	3087	4919	
9	Electronic City	Goods Vehicle	2667	41356
		Stage Carriage	0	0
		Contract carriage	0	0
		P.S.V.	326	4560
		A.I.T.O.B.	0	0
		Taxi	12594	30211
		E.I.B.	246	3276
	TOTAL	15833	79403	

Sl. No.	Name of the Office	Vehicle category	No. of vehicles issued during the year 2019-20	Total No. of Vehicles as on 31-03-2020
10	K.R.Puram	Goods Vehicle	2213	21667
		Stage Carriage	0	0
		Contract carriage	0	0
		P.S.V.	149	795
		A.I.T.O.B.	0	0
		Taxi	1737	12463
		E.I.B.	657	1971
	TOTAL	4756	36896	
11	Autorickshaw and STUs	Goods Vehicle	0	0
		Stage Carriage	0	0
		Contract carriage	5559	116397
		P.S.V.	0	0
		A.I.T.O.B.	0	0
		Taxi	0	0
		E.I.B.	0	0
	TOTAL	5559	116397	
12	Chandapura	Goods Vehicle	965	1544
		Stage Carriage	0	0
		Contract carriage	0	0
		P.S.V.	81	116
		A.I.T.O.B.	0	0
		Taxi	205	410
		E.I.B.	99	143
	TOTAL	1350	2213	
	DIVISION TOTAL	63663	391953	

BANGALORE RURAL DIVISION

Sl.No.	Name of the Office	Vehicle category	No. of vehicles issued during the year 2019-20	Total No. of Vehicles as on 31-03-2020
1	RTO Tumkur	Goods Vehicle	1476	23415
		Stage Carriage	0	618
		Contract carriage	0	0
		P.S.V.	3	103
		A.I.T.O.B.	0	0
		Taxi	727	8134
		E.I.B.	262	1010
	TOTAL	2468	33280	
2	RTO Kolar	Goods Vehicle	702	3076
		Stage Carriage	0	57
		Contract carriage	475	6438
		P.S.V.	19	139
		A.I.T.O.B.	0	0
		Taxi	424	1040
		E.I.B.	21	105
	TOTAL	1641	10855	
3	RTO Chikkaballapur	Goods Vehicle	736	2760
		Stage Carriage	0	42
		Contract carriage	0	0
		P.S.V.	1	13
		A.I.T.O.B.	0	0
		Taxi	390	2439
		E.I.B.	75	647
	TOTAL	1202	5901	

Sl.No.	Name of the Office	Vehicle category	No. of vehicles issued during the year 2019-20	Total No. of Vehicles as on 31-03-2020
4	RTO Ramanagar	Goods Vehicle	424	712
		Stage Carriage	0	0
		Contract carriage	0	0
		P.S.V.	4	259
		A.I.T.O.B.	0	0
		Taxi	224	718
		E.I.B.	158	308
		TOTAL	810	1997
		5	RTO Nelamangala	Goods Vehicle
Stage Carriage	0			0
Contract carriage	0			0
P.S.V.	42			654
A.I.T.O.B.	0			0
Taxi	380			1686
E.I.B.	32			486
TOTAL	1482			9304
6	ARTO, Tiptur			Goods Vehicle
		Stage Carriage	0	0
		Contract carriage	0	0
		P.S.V.	0	0
		A.I.T.O.B.	0	0
		Taxi	327	1846
		E.I.B.	46	180
		TOTAL	778	4377

Sl.No.	Name of the Office	Vehicle category	No. of vehicles issued during the year 2019-20	Total No. of Vehicles as on 31-03-2020		
7	ARTO Madhugiri	Goods Vehicle	286	1255		
		Stage Carriage	0	0		
		Contract carriage	0	0		
		P.S.V.	0	0		
		A.I.T.O.B.	0	0		
		Taxi	307	1293		
		E.I.B.	56	280		
		TOTAL	649	2828		
		8	ARTO, K.G.F.	Goods Vehicle	497	2657
				Stage Carriage	0	0
Contract carriage	0			0		
P.S.V.	4			73		
A.I.T.O.B.	0			0		
Taxi	463			1964		
E.I.B.	86			863		
TOTAL	1050			5557		
9	ARTO, Chintamani			Goods Vehicle	278	695
				Stage Carriage	0	0
		Contract carriage	0	0		
		P.S.V.	0	0		
		A.I.T.O.B.	0	0		
		Taxi	148	430		
		E.I.B.	33	70		
		TOTAL	459	1195		
		DIVISION TOTAL			10539	75294

MYSORE DIVISION

Sl. No.	Name of the Office	Vehicle category	No. of vehicles issued during the year 2019-20	Total No. of Vehicles as on 31-03-2020
1	Mysore (West)	Goods Vehicle	1347	6683
		Stage Carriage	0	257
		Contract carriage	0	0
		P.S.V.	39	276
		A.I.T.O.B.	0	0
		Taxi	947	6426
		E.I.B.	157	736
		TOTAL	2490	14378
		Goods Vehicle	879	2460
		Stage Carriage	0	0
2	Mysore (East)	Contract carriage	0	0
		P.S.V.	20	271
		A.I.T.O.B.	0	0
		Taxi	291	1359
		E.I.B.	18	74
		TOTAL	1208	4164
		Goods Vehicle	1381	4486
		Stage Carriage	0	0
		Contract carriage	0	0
		P.S.V.	0	0
3	Mandya	A.I.T.O.B.	0	0
		Taxi	840	3126
		E.I.B.	36	93
		TOTAL	2257	7705

Sl. No.	Name of the Office	Vehicle category	No. of vehicles issued during the year 2019-20	Total No. of Vehicles as on 31-03-2020
4	Madikeri	Goods Vehicle	430	4542
		Stage Carriage	0	149
		Contract carriage	0	0
		P.S.V.	5	367
		A.I.T.O.B.	0	0
		Taxi	162	3268
		E.I.B.	71	174
	TOTAL	668	8500	
5	Hassan	Goods Vehicle	1439	12054
		Stage Carriage	0	0
		Contract carriage	0	0
		P.S.V.	159	426
		A.I.T.O.B.	0	0
		Taxi	1095	7236
		E.I.B.	42	242
	TOTAL	2735	19958	
6	Chamarajanagar	Goods Vehicle	672	1769
		Stage Carriage	0	181
		Contract carriage	0	0
		P.S.V.	0	2
		A.I.T.O.B.	0	0
		Taxi	264	509
		E.I.B.	22	144
	TOTAL	958	2605	

Sl. No.	Name of the Office	Vehicle category	No. of vehicles issued during the year 2019-20	Total No. of Vehicles as on 31-03-2020
7	Hunsur	Goods Vehicle	339	4881
		Stage Carriage	0	0
		Contract carriage	0	0
		P.S.V.	0	0
		A.I.T.O.B.	0	0
		Taxi	286	1687
		E.I.B.	38	229
		TOTAL	663	6797
		Goods Vehicle	284	1025
		Stage Carriage	0	0
8	Sakaleshpur	Contract carriage	0	0
		P.S.V.	0	0
		A.I.T.O.B.	0	0
		Taxi	77	421
		E.I.B.	11	19
		TOTAL	372	1465
		Goods Vehicle	268	2308
		Stage Carriage	0	0
		Contract carriage	0	0
		P.S.V.	0	0
9	Nagamangala	A.I.T.O.B.	0	0
		Taxi	254	1120
		E.I.B.	28	116
		TOTAL	550	3544
		DIVISION TOTAL	11901	69116

SHIVAMOGGA DIVISION

Sl. No.	Name of the Office	Vehicle category	No. of vehicles issued during the year 2019-20	Total No. of Vehicles as on 31-03-2020
1	Shivamogga	Goods Vehicle	1061	13445
		Stage Carriage	664	664
		Contract carriage	0	0
		P.S.V.	5	11
		A.I.T.O.B.	0	0
		Taxi	0	0
		E.I.B.	53	82
	TOTAL	1783	14202	
2	Sagara	Goods Vehicle	484	2014
		Stage Carriage	0	0
		Contract carriage	0	0
		P.S.V.	4	15
		A.I.T.O.B.	0	0
		Taxi	527	2098
		E.I.B.	19	195
	TOTAL	1034	4322	
3	Chitradurga	Goods Vehicle	1734	9815
		Stage Carriage	0	326
		Contract carriage	1934	11446
		P.S.V.	3	3
		A.I.T.O.B.	0	0
		Taxi	725	5334
		E.I.B.	114	496
	TOTAL	4510	27420	
4	Davanagere	Goods Vehicle	1885	7211
		Stage Carriage	1	523
		Contract carriage	0	0
		P.S.V.	5	15
		A.I.T.O.B.	0	0
		Taxi	1076	3244
		E.I.B.	159	578
	TOTAL	3125	11570	

Sl. No.	Name of the Office	Vehicle category	No. of vehicles issued during the year 2019-20	Total No. of Vehicles as on 31-03-2020
5	Chikkamagaluru	Goods Vehicle	534	2687
		Stage Carriage	0	252
		Contract carriage	1234	3845
		P.S.V.	66	344
		A.I.T.O.B.	0	0
		Taxi	32	349
		E.I.B.	0	0
		TOTAL	1908	7477
6	Mangalore	Goods Vehicle	1486	3441
		Stage Carriage	0	0
		Contract carriage	0	0
		P.S.V.	24	43
		A.I.T.O.B.	0	0
		Taxi	486	917
		E.I.B.	159	299
		TOTAL	2155	4700
7	Udupi	Goods Vehicle	1211	12244
		Stage Carriage	0	614
		Contract carriage	0	0
		P.S.V.	18	140
		A.I.T.O.B.	0	0
		Taxi	590	5047
		E.I.B.	136	799
		TOTAL	1955	18844

Sl. No.	Name of the Office	Vehicle category	No. of vehicles issued during the year 2019-20	Total No. of Vehicles as on 31-03-2020
8	Puttur	Goods Vehicle	429	9598
		Stage Carriage	0	0
		Contract carriage	0	0
		P.S.V.	46	52
		A.I.T.O.B.	0	0
		Taxi	262	310
		E.I.B.	26	79
	TOTAL	763	10039	
9	Tarikere	Goods Vehicle	217	583
		Stage Carriage	0	0
		Contract carriage	0	0
		P.S.V.	0	0
		A.I.T.O.B.	0	0
		Taxi	139	434
		E.I.B.	40	133
	TOTAL	396	1150	
10	Bantwal	Goods Vehicle	628	703
		Stage Carriage	0	0
		Contract carriage	0	0
		P.S.V.	4	5
		A.I.T.O.B.	0	0
		Taxi	2591	2886
		E.I.B.	76	119
	TOTAL	3299	3713	
	DIVISION TOTAL	20887	103437	

BELAGAVI DIVISION

Sl. No.	Name of the Office	Vehicle category	No. of vehicles issued during the year 2019-20	Total No. of Vehicles as on 31-03-2020
1	Belagavi	Goods Vehicle	1755	8039
		Stage Carriage	0	0
		Contract carriage	0	0
		P.S.V.	12	54
		A.I.T.O.B.	0	0
		Taxi	123	557
		E.I.B.	34	339
	TOTAL	1924	8989	
2	Chikkodi	Goods Vehicle	467	2380
		Stage Carriage	0	0
		Contract carriage	0	0
		P.S.V.	14	76
		A.I.T.O.B.	0	0
		Taxi	89	393
		E.I.B.	41	216
	TOTAL	611	3065	
3	Gokak	Goods Vehicle	403	2926
		Stage Carriage	0	0
		Contract carriage	0	0
		P.S.V.	1	1
		A.I.T.O.B.	0	0
		Taxi	107	739
		E.I.B.	27	232
	TOTAL	538	3898	

Sl. No.	Name of the Office	Vehicle category	No. of vehicles issued during the year 2019-20	Total No. of Vehicles as on 31-03-2020
4	Bailhongal	Goods Vehicle	160	4897
		Stage Carriage	0	0
		Contract carriage	0	0
		P.S.V.	0	0
		A.I.T.O.B.	0	0
		Taxi	132	1285
		E.I.B.	18	207
		TOTAL	310	6389
		TOTAL	112	152
5	Ramadurga	Goods Vehicle	0	0
		Stage Carriage	0	0
		Contract carriage	0	0
		P.S.V.	0	0
		A.I.T.O.B.	0	0
		Taxi	81	103
		E.I.B.	16	19
		TOTAL	209	274
		TOTAL	985	9474
6	Dharwad West	Goods Vehicle	0	48
		Stage Carriage	0	0
		Contract carriage	663	10515
		P.S.V.	4	77
		A.I.T.O.B.	0	0
		Taxi	0	0
		E.I.B.	80	308
		TOTAL	1732	20422
		TOTAL	1913	4649
7	Dharwad East	Goods Vehicle	0	0
		Stage Carriage	0	0
		Contract carriage	0	0
		P.S.V.	24	48
		A.I.T.O.B.	0	0
		Taxi	196	537
		E.I.B.	68	149
		TOTAL	2201	5383
		TOTAL	2201	5383

Sl. No.	Name of the Office	Vehicle category	No. of vehicles issued during the year 2019-20	Total No. of Vehicles as on 31-03-2020
8	Gadag	Goods Vehicle	367	6225
		Stage Carriage	0	0
		Contract carriage	0	0
		P.S.V.	0	0
		A.I.T.O.B.	0	0
		Taxi	480	2487
		E.I.B.	42	270
	TOTAL	889	8982	
9	Haveri	Goods Vehicle	350	2912
		Stage Carriage	0	0
		Contract carriage	0	0
		P.S.V.	12	12
		A.I.T.O.B.	0	0
		Taxi	272	2211
		E.I.B.	0	62
	TOTAL	634	5197	
10	Ranebennur	Goods Vehicle	347	593
		Stage Carriage	0	0
		Contract carriage	0	0
		P.S.V.	0	0
		A.I.T.O.B.	0	0
		Taxi	201	368
		E.I.B.	34	69
	TOTAL	582	1030	
11	Vijayapur	Goods Vehicle	2049	4714
		Stage Carriage	0	0
		Contract carriage	0	0
		P.S.V.	216	969
		A.I.T.O.B.	0	0
		Taxi	575	1868
		E.I.B.	15	61
	TOTAL	2855	7612	

Sl. No.	Name of the Office	Vehicle category	No. of vehicles issued during the year 2019-20	Total No. of Vehicles as on 31-03-2020
12	Bagalkot	Goods Vehicle	855	6162
		Stage Carriage	0	0
		Contract carriage	0	0
		P.S.V.	0	0
		A.I.T.O.B.	0	0
		Taxi	299	1440
		TOTAL	1229	7674
13	Jamakhandi	Goods Vehicle	361	1191
		Stage Carriage	0	0
		Contract carriage	0	0
		P.S.V.	5	13
		A.I.T.O.B.	0	0
		Taxi	0	0
		TOTAL	88	334
14	Karwar	Goods Vehicle	279	1356
		Stage Carriage	0	0
		Contract carriage	0	0
		P.S.V.	11	21
		A.I.T.O.B.	0	0
		Taxi	43	155
		TOTAL	2	5
		TOTAL	335	1537

15	Honnavara	Goods Vehicle	457	4009
		Stage Carriage	0	0
		Contract carriage	0	0
		P.S.V.	0	0
		A.I.T.O.B.	0	0
		Taxi	172	1519
		E.I.B.	11	61
TOTAL	640	5589		
16	Sirsi	Goods Vehicle	243	3298
		Stage Carriage	0	0
		Contract carriage	0	0
		P.S.V.	0	0
		A.I.T.O.B.	0	0
		Taxi	120	715
		E.I.B.	8	41
TOTAL	371	4054		
17	Dandeli	Goods Vehicle	138	751
		Stage Carriage	0	0
		Contract carriage	0	0
		P.S.V.	0	0
		A.I.T.O.B.	0	0
		Taxi	41	246
		E.I.B.	4	13
TOTAL	183	1010		
DIVISION TOTAL		15697	92643	

GULBARGA DIVISION

Sl. No.	Name of the Office	Vehicle category	No. of vehicles issued during the year 2019-20	Total No. of Vehicles as on 31-03-2020
1	Gulbarga	Goods Vehicle	1064	10806
		Stage Carriage	0	0
		Contract carriage	0	0
		P.S.V.	122	517
		A.I.T.O.B.	0	0
		Taxi	438	1766
		E.I.B.	63	315
	TOTAL	1687	13404	
2	Yadgir	Goods Vehicle	339	1587
		Stage Carriage	0	0
		Contract carriage	1143	5035
		P.S.V.	0	4
		A.I.T.O.B.	0	0
		Taxi	415	1108
		E.I.B.	56	249
	TOTAL	1953	7983	
3	Bellary	Goods Vehicle	847	9131
		Stage Carriage	0	50
		Contract carriage	868	6737
		P.S.V.	11	202
		A.I.T.O.B.	0	0
		Taxi	23	438
		E.I.B.	86	358
	TOTAL	1835	16916	

Sl. No.	Name of the Office	Vehicle category	No. of vehicles issued during the year 2019-20	Total No. of Vehicles as on 31-03-2020
4	Hospet	Goods Vehicle	3249	13643
		Stage Carriage	0	0
		Contract carriage	0	0
		P.S.V.	33	307
		A.I.T.O.B.	0	0
		Taxi	810	1117
		E.I.B.	155	443
TOTAL		4247	15510	
5	Raichur	Goods Vehicle	622	1300
		Stage Carriage	0	0
		Contract carriage	0	0
		P.S.V.	0	0
		A.I.T.O.B.	0	0
		Taxi	379	2005
		E.I.B.	83	414
TOTAL		1084	3719	
6	Koppal	Goods Vehicle	153	716
		Stage Carriage	0	1
		Contract carriage	0	0
		P.S.V.	0	35
		A.I.T.O.B.	0	0
		Taxi	128	391
		E.I.B.	34	43
TOTAL		315	1186	

Sl. No.	Name of the Office	Vehicle category	No. of vehicles issued during the year 2019-20	Total No. of Vehicles as on 31-03-2020
7	Bidar	Goods Vehicle	271	1981
		Stage Carriage	0	0
		Contract carriage	1114	3781
		P.S.V.	47	326
		A.I.T.O.B.	0	0
		Taxi	50	300
		E.I.B.	49	315
	TOTAL	1531	6703	
8	Bhalki	Goods Vehicle	77	161
		Stage Carriage	46	106
		Contract carriage	175	433
		P.S.V.	165	446
		A.I.T.O.B.	0	0
		Taxi	0	0
		E.I.B.	0	0
	TOTAL	463	1146	
9	Basavakalyana	Goods Vehicle	1458	5638
		Stage Carriage	0	0
		Contract carriage	753	1511
		P.S.V.	0	0
		A.I.T.O.B.	0	0
		Taxi	63	314
		E.I.B.	23	37
	TOTAL	2297	7500	
	DIVISION TOTAL	15412	74067	

38.1 Details of Permits issued during the year 2019-20 and as on 31-03-2020 in Karnataka State. (Division Wise)

Class of Vehicle	BANGALORE DIVISION		BANGALORE RURAL DIVN.		MYSORE DIVISION		SHIMOGA DIVISION		BELGAUM DIVISION		KALBURGI DIVISION		TOTAL IN KARNATAKA	
	DURING 19-20	AS ON 31-03-2020	DURING 19-20	AS ON 31-03-2020	DURING 19-20	AS ON 31-03-2020	DURING 19-20	AS ON 31-03-2020	DURING 19-20	AS ON 31-03-2020	DURING 19-20	AS ON 31-03-2020	DURING 19-20	AS ON 31-03-2020
Goods Vehicle	15872	127425	5832	43399	7039	40208	9669	61740	11241	63728	8080	44963	57733	381464
Stage Carriage	0	227	0	717	0	587	665	2379	0	48	46	157	711	4115
Contract carriage	18399	144580	475	6438	0	0	3168	15291	663	10515	4053	17497	26758	194321
P.S.V.	939	8899	73	1241	223	1342	175	628	299	1271	378	1837	2087	15218
A.I.T.O.B.	0	0	0	0	0	0	0	0	0	0	0	0	0	0
Taxi	26502	101411	3390	19550	4216	25152	6428	20619	2931	14623	2306	7439	45773	188794
E.I.B.	1951	9411	769	3949	423	1827	782	2780	563	2458	549	2174	5037	22599
TOTAL	63663	391953	10539	75294	11901	69116	20887	103437	15697	92643	15412	74067	138099	806511

39. No. of Driving Licenses issued in Karnataka State during the year 2019-20 (1-4-2019 to 31-3-2020)

S.No	Name Of The RTO Office	Male	Female	Trans- gender	Not Specified	Total
1	KA01 RTO BANGALORE (CENTRAL), KORAMANGALA	103119	17680	24	685	121508
2	KA02 RTO BANGALORE (WEST), RAJAJINAGAR	92484	10306	23	634	103447
3	KA03 RTO BANGALORE (EAST), KASTURI NAGAR	70411	12590	16	285	83302
4	KA04 RTO BANGALORE (NORTH), YESHWANTHPUR	67885	11774	6	513	80178
5	KA05 RTO BANGALORE (SOUTH), JAYANAGAR	83181	15793	18	1141	100133
6	KA06 RTO, TUMKUR	49469	4501	8	561	54539
7	KA07 RTO, KOLAR	31959	1485	7	477	33928
8	KA08 RTO, KGF	15274	1040	4	358	16676
9	KA09 RTO, MYSURU WEST	53228	14216	21	334	67799
10	KA10 RTO, CHAMARAJ NAGAR	21939	984	4	285	23212
11	KA11 RTO, MANDYA	41216	4759	9	330	46314
12	KA12 RTO, MADEIKERI	17799	4714	1	175	22689
13	KA13 RTO, HASSAN	42398	4867	14	592	47871
14	KA14 RTO, SHIVAMOGGA	33465	6215	4	276	39960
15	KA15 ASST.RTO, SAGAR	20909	1466	8	212	22595
16	KA16 RTO, CHITRADURGA	27048	1110	3	198	28359
17	KA17 RTO, DAVANAGERE	49549	3746	10	271	53576
18	KA18 RTO, CHICKMAGALUR	25636	6346	6	212	32200
19	KA19 RTO, MANGALORE	51640	8987	6	474	61107
20	KA20 RTO, UDUPI	55380	8569	24	743	64716
21	KA21 RTO, PUTTUR	22713	2812	5	353	25883
22	KA22 RTO, BELAGAVI	51203	4723	10	238	56174
23	KA23 RTO, CHIKKODI	22042	782	4	211	23039
24	KA24 ASST.RTO, BAILHONGAL	10239	295	18	65	10617
25	KA25 RTO, DHARWAD	32053	2144	9	209	34415
26	KA26 RTO, GADAG	19067	675	0	39	19781
27	KA27 RTO, HAVERI	15114	408	5	11	15538
28	KA28 RTO, VIJAYAPUR	49508	1465	7	83	51063
29	KA29 RTO, BAGALKOT	24312	910	4	62	25288
30	KA30 RTO, KARWAR	11372	1559	3	87	13021
31	KA31 RTO, SIRSI	13854	1351	8	162	15375
32	KA32 RTO, GULBARGA	54115	3429	7	567	58118
33	KA33 RTO, YADAGIRI	19803	289	5	56	20153

S.No	Name Of The RTO Office	Male	Female	Trans-gender	Not Specified	Total
34	KA34 RTO, BELLARY	21743	1710	2	500	23955
35	KA35 RTO, HOSPET	23314	1380	5	169	24868
36	KA36 RTO, RAICHUR	30086	1369	4	230	31689
37	KA37 RTO, KOPPAL	15413	505	2	244	16164
38	KA38 RTO, BIDAR	22326	962	6	325	23619
39	KA39 ASST.RTO, BHALKI	12222	283	1	3	12509
40	KA40 RTO, CHIKKABALLAPURA	20113	2752	3	173	23041
41	KA41 RTO, JNANABHARATHI	69950	11417	17	5	81389
42	KA42 RTO, RAMANAGARA	28676	1636	7	509	30828
43	KA43 ASST. RTO, DEVANAHALLI	13590	1248	5	109	14952
44	KA44 ASST.RTO, TIPTUR	15360	2609	5	149	18123
45	KA45 ASST.RTO, HUNSUR	18536	1736	1	345	20618
46	KA46 ASST.RTO, SAKALESHPURA	9934	976	2	185	11097
47	KA47 ASST.RTO, HONNAVARA	16913	871	3	242	18029
48	KA48 ASST.RTO, JAMAKHANDI	11941	363	2	193	12499
49	KA49 ASST.RTO, GOKAK	12240	344	3	56	12643
50	KA50 RTO, YELAHANKA	35123	6802	6	267	42198
51	KA51 RTO, ELECTRONIC CITY	52923	9383	20	1069	63395
52	KA52 RTO, NELAMANGALA	35464	3696	17	384	39561
53	KA53 RTO, KR PURAM	68085	11594	12	483	80174
54	KA54 ASST.RTO, NAGAMANGALA	10427	602	3	165	11197
55	KA55 RTO, MYSORE EAST	29289	4103	5	56	33453
56	KA56 ARTO, BASAVAKALYAN	8414	184	1	84	8683
57	KA59 RTO, CHANDAPURA	17339	2349	3	256	19947
58	KA63 RTO, DHARAWAD EAST	22000	2072	15	45	24132
59	KA64 ARTO, MADHUGIRI	19061	683	5	290	20039
60	KA65 ARTO, DANDELI	7558	463	2	98	8121
61	KA66 ARTO, TARIKERE	12101	1304	5	340	13750
62	KA67 ARTO, CHINTAMANI	7843	748	3	179	8773
63	KA68 ARTO, RANIBENNUR	12040	398	2	6	12446
64	KA69 ARTO, RAMADURGA	4487	90	1	3	4581
65	KA70 ARTO, BANTWALA	31344	4441	7	542	36334
	Grand Total	2015239	241063	476	18603	2275381

39.1 No. of Driving Licenses issued in Karnataka State as on 31-3-2020

S.No	Name Of The RTO Office	Male	Female	Trans- gender	Not Specified	Total
1	KA01 RTO BANGALORE (CENTRAL), KORAMANGALA	418292	88296	83	1200	507871
2	KA02 RTO BANGALORE (WEST), RAJAJINAGAR	562272	81958	49	1448	645727
3	KA03 RTO BANGALORE (EAST), KASTURI NAGAR	491407	94970	62	1700	588139
4	KA04 RTO BANGALORE (NORTH), YESHWANTHPUR	436589	91805	27	1106	529527
5	KA05 RTO BANGALORE (SOUTH), JAYANAGAR	600762	130864	85	3966	735677
6	KA06 RTO, TUMKUR	407397	36909	13	1600	445919
7	KA07 RTO, KOLAR	230540	10557	24	778	241899
8	KA08 RTO, KGF	156101	10769	12	643	167525
9	KA09 RTO, MYSURU WEST	514102	155978	42	964	671086
10	KA10 RTO, CHAMARAJ NAGAR	196154	7710	9	357	204230
11	KA11 RTO, MANDYA	340208	46865	17	726	387816
12	KA12 RTO, MADEIKERI	168496	71244	4	332	240076
13	KA13 RTO, HASSAN	363779	49940	32	1389	415140
14	KA14 RTO, SHIVAMOGGA	312032	109952	10	922	422916
15	KA15 ASST.RTO, SAGAR	184585	20095	10	318	205008
16	KA16 RTO, CHITRADURGA	238033	9778	4	376	248191
17	KA17 RTO, DAVANAGERE	492693	44026	33	351	537103
18	KA18 RTO, CHICKMAGALUR	212436	95819	7	429	308691
19	KA19 RTO, MANGALORE	587244	106502	25	2604	696375
20	KA20 RTO, UDUPI	431233	66363	94	1482	499172
21	KA21 RTO, PUTTUR	214450	31419	13	973	246855
22	KA22 RTO, BELAGAVI	469808	42564	18	323	512713
23	KA23 RTO, CHIKKODI	251989	8880	11	302	261182
24	KA24 ASST.RTO, BAILHONGAL	97306	2295	27	174	99802
25	KA25 RTO, DHARWAD	434922	33595	17	265	468799
26	KA26 RTO, GADAG	186474	6391	3	132	193000
27	KA27 RTO, HAVERI	224299	5247	6	79	229631
28	KA28 RTO, VIJAYAPUR	419230	11679	8	255	431172
29	KA29 RTO, BAGALKOT	205898	6944	9	336	213187
30	KA30 RTO, KARWAR	126445	18625	5	350	145425
31	KA31 RTO, SIRSI	134230	14793	12	354	149389
32	KA32 RTO, GULBARGA	462219	37042	12	682	499955
33	KA33 RTO, YADAGIRI	120224	2005	8	88	122325

S.No	Name Of The RTO Office	Male	Female	Trans- gender	Not Specified	Total
34	KA34 RTO,BELLARY	237898	17744	5	658	256305
35	KA35 RTO,HOSPET	208602	13054	6	220	221882
36	KA36 RTO,RAICHUR	271475	14009	5	417	285906
37	KA37 RTO,KOPPAL	132514	5402	4	471	138391
38	KA38 RTO,BIDAR	183618	7355	15	335	191323
39	KA39 ASST.RTO,BHALKI	98971	2970	3	29	101973
40	KA40 RTO,CHIKKABALLAPURA	151423	37963	5	308	189699
41	KA41 RTO,JANABHARATHI	313387	70884	46	197	384514
42	KA42 RTO,RAMANAGARA	205719	9705	21	838	216283
43	KA43 ASST. RTO, DEVANAHALLI	72777	5769	10	156	78712
44	KA44 ASST.RTO, TIPTUR	112317	35873	15	189	148394
45	KA45 ASST.RTO,HUNSUR	132530	13817	7	422	146776
46	KA46 ASST.RTO,SAKALESHPURA	67031	12734	5	285	80055
47	KA47 ASST.RTO,HONNAVARA	147724	6859	4	291	154878
48	KA48 ASST.RTO,JAMAKHANDI	95939	2858	4	224	99025
49	KA49 ASST.RTO,GOKAK	90633	4366	4	68	95071
50	KA50 RTO,YELAHANKA	173188	41359	31	335	214913
51	KA51 RTO,ELECTRONIC CITY	351657	63324	59	1951	416991
52	KA52 RTO,NELAMANGALA	189863	19464	26	593	209946
53	KA53 RTO,KR PURAM	338687	71968	48	820	411523
54	KA54 ASST.RTO,NAGAMANGALA	64693	4729	4	228	69654
55	KA55 RTO,MYSORE EAST	222347	31635	11	103	254096
56	KA56 ARTO, BASAVAKALYAN	55089	1006	2	86	56183
57	KA59 RTO,CHANDAPURA	29342	3919	7	290	33558
58	KA63 RTO,DHARAWAD EAST	48106	5850	20	45	54021
59	KA64 ARTO MADHUGIRI	67994	2945	7	297	71243
60	KA65 ARTO,DANDELI	32650	2070	8	99	34827
61	KA66 ARTO,TARIKERE	27598	3083	7	356	31044
62	KA67 ARTO,CHINTAMANI	12292	1079	3	191	13565
63	KA68 ARTO,RANIBENNUR	21145	697	7	7	21856
64	KA69 ARTO,RAMADURGA	7835	124	2	3	7964
65	KA70 ARTO,BANTWALA	53407	7866	11	618	61902
66	KA71 ARTO,ATHANI	78	1	0	0	79
	Grand Total	14910378	2074360	1203	38134	17024075

40. STATEMENT SHOWING THE DETAILS OF DRIVING LICENCE ISSUED IN THE KARNATAK STATE

Year	AUTHORISED TO DRIVE PUBLIC SERVICE VEHICLES (PROFESSIONAL)			NON-PROFESSIONAL			TOTAL		
	MALE	FEMALE	TOTAL	MALE	FEMALE	TOTAL	MALE	FEMALE	TOTAL
	1	2	3 (1+2)	4	5	6 (4+5)	7	8	(7+8)
31.03.2019	1467606	101975	1569581	12804848	1872939	14677787	14272454	1974914	16247368
2019-20	132658	1662	134320	1313676	192319	1505995	1446334	193981	1640315
31.03.2020	1600264	103637	1703901	14118524	2065258	16183782	15718788	2168895	17887683

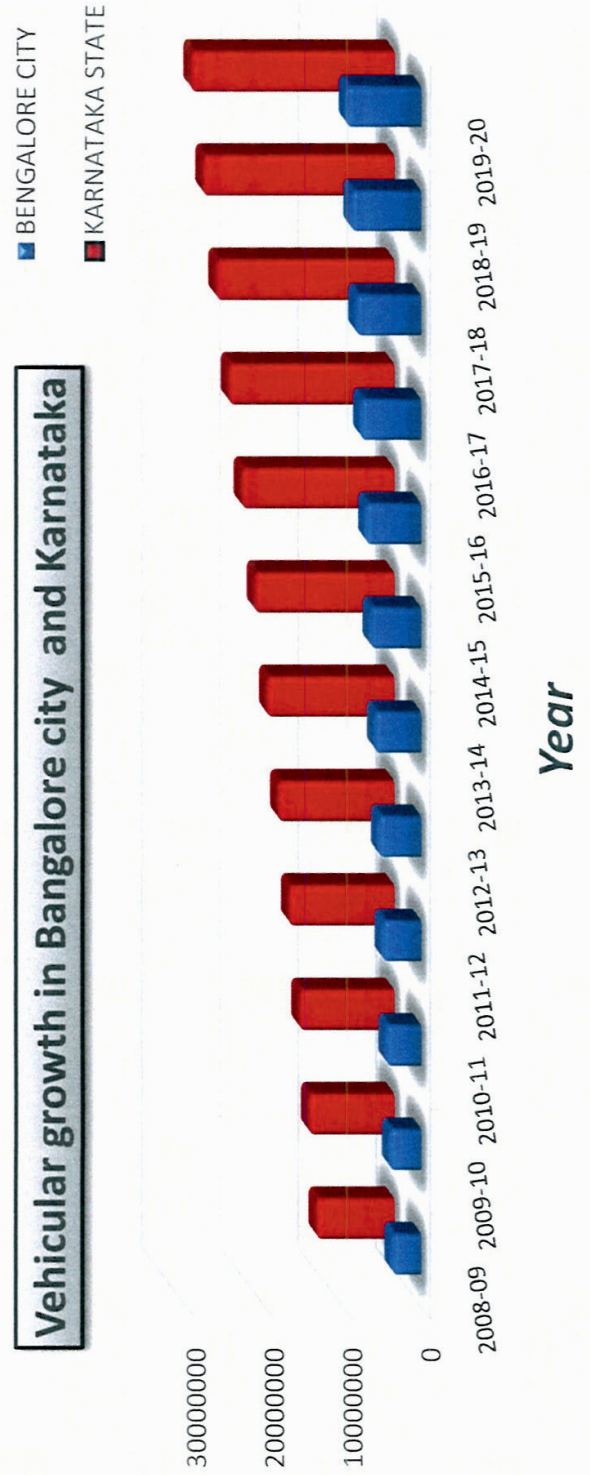
40.1 STATEMENT SHOWING THE DETAILS OF CONDUCTOR LICENCE ISSUED IN THE KARNATAKA

Year	CONDUCTOR LICENCE AT THE END OF 31-03-2019			CONDUCTOR LICENCE ISSUED DURING 2019-20			CONDUCTOR LICENCE AT THE END OF 31-03-2020		
	MALE	FEMALE	TOTAL	MALE	FEMALE	TOTAL	MALE	FEMALE	TOTAL
	2	3(1+2)	4	4	5	6(4+5)	7	8	9(7+8)
944914	110572	1055486	29687	29687	1328	31015	76707	3684	80391

41. The details of vehicle registered from last 12 years (2009-10 to 2019-20) in Bangalore City and Karnataka state.

YEAR	BENGALORE CITY	KARNATAKA STATE
2008-09	3777736	10007348
2009-10	4121950	11015534
2010-11	4548048	12206782
2011-12	5033002	13528553
2012-13	5526860	14938915
2013-14	6022821	16378930
2014-15	6575589	17958850
2015-16	7161476	19588128
2016-17	7785949	21240804
2017-18	8383338	22841111
2018-19	9040413	24538177
2019-20	9638362	26117614

Vehicular growth in Bangalore city and Karnataka



42. CATEGORY WISE TOTAL VEHICLE REGISTERED IN KARNATAKA STATE FOR LAST EIGHT YEARS.

As on	No. of vehicles
31-03-2012	13528553
31-03-2013	14938915
31-03-2014	16378930
31-03-2015	17958850
31-03-2016	19588128
31-03-2017	21240804
31-03-2018	22841111
31-03-2019	24538177
31-03-2020	26117614



43. The revenue collected and expenditure incurred by the Transport Department for the last 10 years

Year	Revenue target	Revenue collected
2010-11	2175.6	2511.63
2011-12	2710.39	2985.07
2012-13	3166.67	3566.92
2013-14	3783.67	3671.09
2014-15	3984.00	4145.00
2015-16	4397.07	4608.58
2016-17	5026.78	5262.41
2017-18	5561.62	5954.03
2018-19	6167.61	6205.93
2019-20	6601.96	6348.92

